

CHAPTER 40

ROYAL MARINES OFFICERS AND OTHER RANKS

CONTENTS

SECTION 1 - INTRODUCTION

Para

- 4001. Dress Tables
- 4002. Dress When Serving with RN or Other Services
- 4003. Royal Marines Reserve Uniform
- 4004. Associated Items of Equipment

SECTION 2 - DISTINCTIONS IN UNIFORM - SENIOR OFFICERS

- 4005. General Officers
- 4006. Brigadiers and Colonels
- 4007. Colonels Commandant and Honorary Colonels
- 4008. Distinctions in Uniform - Band Officers
- 4009. Distinctions in Uniform - Warrant Officers Class 1
- 4010. Distinction in Uniform - WO1 Bandmasters and WO1 Buglers
- 4011. Distinctions in Uniform - Drum Majors, Bugle Majors, Musicians and Buglers
- 4012. Cap and Beret Badge
- 4013. Helmet Plate and Ball Ornament
- 4014. Collar Badges
- 4015. Corps Badge (Mess Dress for General Officers, Brigadiers and Colonels)
- 4016. Letters 'RM' and Corps Pattern Belt
- 4017. Rank Badges
- 4018. Good Conduct Badges
- 4019. Branch, Specialist Qualification, Skill and Special Badges
- 4020. Buttons

SECTION 3 - AIGUILLETES, CYPHERS AND LANYARDS

- 4021. Aiguillettes
- 4022. Royal Cyphers
- 4023. Lanyards

ANNEXES

Annex 40A	Royal Marines Dress Tables
Annex 40B	Royal Marines Officers Outfit Scales
Annex 40C	Royal Marines WOs, NCOs and Other Ranks Kit Scales
Annex 40D	Royal Marines Badges and Insignia
Annex 40E	Illustrations of Royal Marine Badges of Rank and Other Insignia
Annex 40F	Special Boat Service Dress Tables
Annex 40G	Royal Marines Band Service Dress Tables

CHAPTER 40

ROYAL MARINES OFFICERS AND OTHER RANKS

SECTION 1 - INTRODUCTION



Note. *The contents of this Chapter should be read in conjunction with Chapter 37 and Chapter 38.*

4001. Dress Tables

Details are given in the tables at [Annex 40A](#). Numbers and names are assigned to the Dresses for convenience when referring to them. For the Orders of Dress to be worn at Court functions, or at Joint Services functions when members of the Royal Family are present, see the Joint Services Ceremonial Dress Table in Chapter 43.

4002. Dress When Serving with RN or Other Services

Royal Marines will conform when possible to the number of dress ordered for the Royal Navy. When serving with the other Services they are to wear the nearest appropriate Dress.

4003. Royal Marines Reserve Uniform

Royal Marines Reserve Officers, WOs, NCOs and Marines wear the same uniform as regular RM personnel of the same rank.

4004. Associated Items of Equipment

Associated items of equipment worn with various dresses is given in the Dress Tables at [Annex 40A](#).

SECTION 2 - DISTINCTIONS IN UNIFORM - SENIOR OFFICERS

4005. General Officers

Articles of uniform for General Officers are of Corps pattern with the following modifications:

- a. **Greatcoat.** Army pattern, Atholl grey or Corps pattern blue.
- b. **Tunic.** In No. 1A Dress on ceremonial occasions a blue tunic with stand-up collar (Army pattern No. 1) is worn. The accessories for wear with this dress comprise:
 - (1) Gold shoulder cords with silver-embroidered rank badges.
 - (2) Crimson and gold waist sash.
 - (3) Dress sword with metal scabbard, crimson and gold sword knot, gold sword slings.
 - (4) Plain white gloves.
 - (5) All buttons are 20mm Corps Pattern.
- c. **Badges.** The same cap/beret badges and badges of rank as prescribed for Army General Officers. Letters 'RM' are not worn.
- d. **Gorget Patches.** Scarlet patches with gold oak leaf embroidery and small General Officers' buttons are worn with all orders of dress other than Combat Dress and Mess Dress as follows:
 - (1) **Blue, Lovat and Stone Tunics.** Patches to be 90mm long to the point and 33mm wide, triangular at the points and shaped to fit the collar.
 - (2) **Shirts.** Patches to be 50mm long to the point and 25mm wide. Worn horizontally on each side of the opening of the collar, point to the rear, the top of the patch being 13mm from the top of the collar.
- e. **Cap.** White, plastic-topped, Corps pattern but with gold-embroidered oak leaves all round the peak.
- f. **Gloves.** White, cotton, knitted.
- g. **Scarlet Mess Jacket.** Fitted with blue cloth shoulder straps edged with 13mm oak-leaf pattern gold lace and fastened at point with small General Officers' button. Silver-embroidered rank badges on shoulder straps. Corps badge (see [Para 4015](#)) on each lapel.
- h. **White Mess Jacket.** Fitted with white drill shoulder straps fastened at point with small General Officers' button. Anodised rank badges on shoulder straps. Corps insignia as above.

- i. **Blue Trousers and Overalls.** Scarlet cloth stripe 64mm wide in place of 6mm welt.
- j. **General Officers' Button.** Raised round button 13mm in diameter with crossed sword and baton surrounded by laurel wreath. Worn by General Officers on gorget patches and the shoulder straps of mess jackets.

4006. **Brigadiers and Colonels**

Articles of uniform for Brigadiers and Colonels are of Corps pattern with the following modifications:

- a. **Greatcoat.** As for General Officers.
- b. **Badges.** The same cap/beret badges and badges of rank as prescribed for Army Brigadiers and Colonels. Letters 'RM' are not worn.
- c. **Gorget Patches.** As for General Officers, except that crimson gimp cord is used instead of gold oak-leaf embroidery and EIIR with Garter Emblem buttons instead of General Officers' buttons. Buttons to be bronze while wearing 1B, 1C, 3A and 3C dress.
- d. **Cap.** White, plastic-topped, Corps pattern but with gold-embroidered oak leaves round the front of the peak.
- e. **Scarlet Mess Jacket.** As for General Officers, except that shoulder straps are edged with 13mm, staff pattern gold lace and fastened at point with small EIIR with Garter Emblem buttons.
- f. **White Mess Jacket.** As for General Officers, but with EIIR with Garter Emblem buttons for shoulder straps.
- g. **Blue Trousers and Overalls.** Scarlet cloth stripe 45mm wide in place of 6mm welt.
- h. **Button.** Raised round button 13mm in diameter with the cypher EIIR in the garter emblem. Worn by Colonels and Brigadiers on gorget patches and the shoulder straps of mess jackets.

4007. **Colonels Commandant and Honorary Colonels**

The policy for Colonels Commandant and Honorary Colonels uniforms is as follows:

- a. **Colonels Commandant.** On special occasions Colonels Commandant of the Royal Marines may wear the uniform of their rank on retirement or the approved alternative, which is General Officers' uniform with Colonels' badges of rank.
- b. **Honorary Colonels RMR.** On special occasions Honorary Colonels of the RMR may wear the uniform of their rank on retirement or the approved alternative, which is Corps Uniform (i.e. uniform worn by Lieutenant Colonels RM and below) with Colonels' badges of rank.

4008. Distinctions in Uniform - Band Officers

Articles of uniform for officers of the Royal Marines Band Service are of Corps pattern with the following modifications:

a. **No.1 Full Dress Blues - Ceremonial Dress**

EITHER:

- (1) Blue cloth tunic with stand up collar (pre-World War 2 Full Dress pattern); with the following accessories for wear with this Dress.
- (2) Gold shoulder cords with silver-embroidered rank badges.
- (3) Crimson waist sash.
- (4) Dress sword with metal scabbard, gold sword knot and sword slings.
- (5) Plain white nylon gloves.

OR

- (6) Blue frock coat with stand up collar.
- (7) Crimson sash.
- (8) Gold embroidered rank badges.

b. **No. 1AW Dress - Tropical Ceremonial Dress Full.** White cloth tunic with stand up collar, white trousers and white shoes. The accessories for wear with this Dress are as for Full Dress above with anodised officers' pattern collar badges.

c. **Wellington Boots.** Patent leather officers' pattern Wellington boots may be worn for all appropriate occasions.

d. **Helmet Plate.** Officers of RM Band Portsmouth and RM Band CTCRM wear the same special insignia on the helmet plate (not cap or beret) as other ranks of these bands (see [Para 4013](#)).

e. **Blue Trousers and Overalls.** Scarlet cloth stripe 45mm wide in place of 6mm welt. Overalls may be worn on all appropriate musical occasions.

4009. Distinctions in Uniform - Warrant Officers Class 1

Articles of uniform for WO1s are of RM WOs, NCOs and Marine's pattern with the following modifications:

- a. **Blue Uniform.** Officers' material and pattern, but retaining the stand up collar. Sleeves to have a subtle crease.
- b. **Cap, Plastic, RM.** Officers' pattern.

- c. **Helmet WP.** Officers' pattern helmet plate and ball ornament.
- d. **Cap and Collar Badges.** Officers' pattern.
- e. **Blue Lanyard.** Officers' pattern.
- f. **Boots, Ankle.** Officers' pattern.
- g. **Tie, Light Khaki Braided.** For wear with 1B and 1C dress.
- h. **Shoes, Black.** Officers' pattern.

4010. Distinction in Uniform - WO1 Bandmasters and WO1 Buglers

In addition to the articles at [Para 4009](#), WO1 Bandmasters and WO1 Buglers are also entitled to the following articles of uniform:

- a. **No. 1 Full Dress Blues - Ceremonial Dress.** Blue cloth tunic officers' pattern and blue frock coat, both as [Para 4008](#) but with appropriate rank badges and worn with blue band trousers and parade boots.
- b. **No. 1AW Dress - Tropical Full Ceremonial Dress.** Officers' pattern as in [Para 4008](#), with appropriate rank badges and worn with parade boots.
- c. **No. 2C Dress - Red Sea Rig.** White long sleeved shirt, blue trousers (thick or thin stripe), red cummerbund, black shoes and white leather wrist strap for assignment or rank.

4011. Distinctions in Uniform - Drum Majors, Bugle Majors, Musicians and Buglers

Articles of uniform for ranks of the RM Band Service and Buglers are of RM WOs, NCOs and Marines pattern with the following modifications:

- a. **No. 1 Full Dress Blues - Ceremonial Dress (Drum Majors' Pattern).** Drum Majors in complement billets are issued with a special, gold-braided ceremonial tunic..
- b. **Wellington Boots and Overalls.** Officers' pattern Wellington boots and overalls shall be worn by Drum Majors on ceremonial parades.
- c. **Drum Majors Ceremonial Accessories.** All Drum Majors' to wear worsted scarlet sash, dress belt, dress sword with metal scabbard, white sword knot and slings (WO1 Drum Majors to wear gold sword knot and slings), blue sword belt (worn under tunic) and Drum Majors' pattern white gauntlets.

d. **Dress Cords Royal.** Silk for Bugle Majors, worsted for other Buglers, are worn as ordered. The method of wearing is, the hook at the tassel end is to be secured to a becket sewn underneath the left shoulder strap at the front, as near to the point of the shoulder as practicable. The tassels, when secured, should lie naturally at the front of the left shoulder. The running end should then be taken across the upper chest, over the right shoulder beneath the shoulder strap; the cord between the shoulders lying in a natural curve, being secured to the third button on No. 1 Full Dress Blues - Ceremonial Dress tunics, second button on No. 1A Regimental Dress Blues and No. 1AW Dress - Tropical Full Ceremonial Dress tunics and to the top button on No. 1B Lovat Dress tunics, between the two toggles provided. Securing of the cord is completed by bringing the running end round the back of the right shoulder, under the armpit, and, except for the lovat tunic, securing the eye at the end to the top button of the tunic.

On the lovat tunic the eye is to be secured to a small hook sewn under the right lapel 88mm above the top button. The plait below the eye should curve naturally towards the right armpit. If a drum carriage is worn, the loop across the chest should be underneath, and that part of the cord running from the right armpit, secured over the top of the carriage.

e. **No. 1 Full Dress Blues - Ceremonial Dress.** A yellow-braided blue cloth tunic is provided for wear by Musicians and Buglers with No. 1 Dress on appropriate occasions. For Band Sergeants, Sergeant Buglers and above the tunic is gold-braided.

f. **Blue Trousers.** Musicians wear a broad scarlet stripe (45mm) on serge trousers.

g. **Locket Union and White Belt.** All RMBS personnel (SNCO and below) are to wear gold plated locket union with lion and crown design surrounded by "Gibraltar" above and regimental motto "Per Mare Per Terram" below. Locket union to be attached to a solid plastic white belt in No. 1 Full Dress Blues - Ceremonial Dress (and other uniforms when ordered) and to be worn centrally around the waist. The plastic runners are to fit firmly against the metal bars with the 'tongue' behind (edge of plastic runners to point down). Metal side runners to be fitted as required, prong facing towards the front and pointing out.

h. **Cross Strap and Pouch with Device.** With the exception of SNCOs, bass players, bass drummers, tenor drummers and Buglers, all RMBS personnel in No. 1 Full Dress Blues - Ceremonial Dress are to wear a solid plastic cross strap and pouch. The cross strap is to be worn over the left shoulder with the brass buckle positioned immediately in front and below the left shoulder strap and is to lie diagonally across the front of the body, under the uppermost button on the tunic. The pouch is to be positioned centrally in the small of the back with the bottom of the device (lion and crown above regimental motto "Per Mare Per Terram" scroll) fitted centrally on the pouch immediately above stitching.

i. **No. 1B/1C Dress - Lovats.** Only to be worn by Directors of Music, Bandmasters, Drum Majors, Bugle Majors (dress cords to be worn), HQBSRM SNCOs, Volunteer Band Instructors and designated RMBS personnel with authority from SO2 Band.

j. **No. 1AW Dress - Tropical Full Ceremonial Dress.** White cloth tunic with stand up collar, white trousers and white shoes. The accessories for wear with this dress are as for temperate No. 1 Full Dress Blues - Ceremonial Dress.

k. **No. 2C Dress - Red Sea Rig.** White short sleeved shirt, gold on red rank badges, sewn on white brassard, (WO2s white leather wrist strap for badge of rank or assignment), white epaulette slides with anodised letters 'RM', blue serge trousers, red cummerbund and black shoes. May be worn by RMBS personnel (SNCOs may wear No. 2C Dress in place of Mess Dress if performing as part of the ensemble) when performing on band engagements where guests are wearing No. 2B Mess Undress or No. 2C Red Sea Rig with the permission of the Mess President. 'Royal Band' shoulder flash (on brassard) and Prince's badges (Velcro attachment) are to be worn in this uniform.

l. **Maternity Uniform.** Pregnant RMBS personnel are to wear Maternity Uniform iaw Para 3814. Rank/appointment badges and flashes to be worn iaw directions for Half Lovats (cardigan and shirts). Letters 'RM' (bronze) and rank (white on khaki) only to be worn on maternity dress (no Prince's badge or shoulder flashes) with 'barely black' tights.

4012. Cap and Beret Badge

a. Officers and WO1s

(1) The Corps badge is worn by all officers below Colonel and WO1s. The Army pattern badge is worn by Colonels and Brigadiers (lion and crown) and General Officers (crossed sword and baton in wreath surmounted by a crown).

(2) The Corps badge is in two parts: a globe in a laurel wreath and a lion on a crown; the globe in silver, remainder anodised. The beret badge worn with Combat and Training Dress is similar but in bronze throughout. The manner of wearing on cap and beret is detailed below.

b. **WO2s.** A divided (split) badge (i.e. lion and crown separate from, and above, the globe and laurel) anodised or bronze, as appropriate, is worn by all WO2s.

c. **NCOs, Marines, Musicians and Buglers.** The globe, laurel, lion and crown badge, anodised or bronze, as appropriate, is worn by all NCOs and Marines in one piece (composite) except as follows:

(1) **RM Band Portsmouth.** On the cap only (not beret) WO2 Bandmaster, Drum Major/Corps Drum Major and all Musicians (excluding Director of Music and WO1 Bandmaster) of RM Band Portsmouth wear a gilt 'busting grenade' on which is mounted the royal cypher GRV and a St. Edward's crown in silver surrounded by a laurel wreath. The 'bursting grenade' is to be fitted centrally with the tips of the laurel wreath just touching the white of the cap. The royal cypher EIIR/PP with crown in silver is worn centrally 13mm above the grenade. Corps Bugle Major/Bugle Major and Buglers do not wear these cyphers.

(2) **RM Band CTCRM.** On the cap only, band ranks (not beret) WO2 Bandmaster, Drum Major and all Musicians (excluding Director of Music and WO1 Bandmaster) of RM Band CTCRM wear the anodised divided cap badge with the Prince of Wales' plumes in silver between the globe and laurel and the lion and crown. The globe and laurel is to be fitted centrally with the tips of the laurel wreath just touching the stitching at the top of the red band. The Prince of Wales' plumes to be fitted above the globe and laurel with the bottom of the quills just touching the stitching. The lion and crown is to be worn centrally 13mm above the Prince of Wales' plumes. Buglers do not wear this cipher.

d. **Details for Wear**

(1) The composite badge is worn as follows:

(a) **Caps.** Centrally in front of the cap, with the top of the red band running through the crown.

(b) **Berets.** Immediately over the left eye: blue beret - centrally within the red patch; green beret - 4mm above the leather band. The lining is not to be removed.

(2) The divided badge is worn as follows:

(a) **Caps.** With the tips of the wreath level with the top of the scarlet band but below the scarlet welt. The base of the lion and crown is to be 13mm above the scarlet band. The lining is not to be removed.

(b) **Berets.** As in Para 4012 [sub para b](#) but with the crown 11mm above the globe.

e. SBS badged personnel wear the cloth SBS badge on their berets, 4mm above the leather band centrally over the left eye.

f. SBS(R) ranks wear the cloth badge on completion of JSF Selection Course, when they reach the level of Sabre Squadron Ready.

4013. Helmet Plate and Ball Ornament

a. **Helmet Plate**

(1) **Officers and WO1s.** A gilded metal eight-pointed star with dead and bright rays, and crown above. On the star a gilded metal laurel wreath and saw-pierced garter with regimental motto '*Per Mare Per Terram*'; above the garter a scroll *Gibraltar* and below it an anchor, in the centre a silver globe. Under the saw-pierced garter, blue enamel. The plate is to be positioned centrally on the front of the helmet with the top crown and bottom central ray in line with the central seam. The points of the lower two rays (either side of the centre) are to just touch the top edge of the helmet band. Directors of Music of the RM Bands wear the appropriate cyphers as detailed in Para 4013.a [sub para \(3\)](#) and Para 4013.a [sub para \(4\)](#). below.

(2) **WO2s, NCOs, Marines, Musicians and Buglers.** A gold plated metal eight-pointed star with dead and bright rays, and crown above. On the star a laurel wreath and saw-pierced garter with regimental motto '*Per Mare Per Terram*'; above the garter a scroll *Gibraltar* and below it an anchor, in the centre a globe. positioned iaw Para 4013.a [sub para \(1\)](#) above.

(3) **RM Band Portsmouth.** The Director of Music, WO1/WO2 Bandmaster, Corps Drum Major/Drum Major and all Musicians of RM Band Portsmouth wear two royal cyphers in silver attached to the helmet plate, the cypher GVR over the anchor and below the globe and the cypher EIIR/PP below the crown. Corps Bugle Major/Bugle Major and Buglers do not wear these cyphers. Positioned iaw Para 4013.a [sub para \(1\)](#) above.

(4) **RM Band CTCRM.** The Director of Music, WO1/WO2 Bandmaster, Drum Major and all Musicians of RM Band CTCRM wear the Prince of Wales' plumes in silver centrally upon the helmet badge above the globe and partially covering the crown. Buglers do not wear this cypher. Positioned iaw Para 4013.a [sub para \(1\)](#) above.

b. **Ball Ornament**

(1) **Officers and WO1s.** A threaded gilded metal ball in a gilt leaf cup on a dome base with open vents. The ball ornament is to be worn on top of the helmet, screwed through the fitted lacquered metal ventilator with the central leaf of the cup in line with the front helmet seam and the middle vent hole of the dome in line with the rear helmet seam.

(2) **WO2s, NCOs, Marines, Musicians and Buglers.** A threaded gold plated metal ball in a leaf cup on a dome base with closed vents. Worn iaw Para 4013.b [sub para \(1\)](#) above.

4014. **Collar Badges**

a. **Officers (Lt Col and below) and WO1s.** A silver globe in anodised laurel wreath or the same badge all in bronze (the latter is only worn on lovat tunics). Worn centrally on the step of the collar of blue, lovat and stone prestige tunics. Also worn on No. 1AW Dress - Tropical Full Ceremonial Dress. Worn in a miniature on each lapel of the mess jacket, both scarlet and white, with the centre of the badge 17cm below the neck point of the shoulder seam. On mess jackets, miniature medals are worn below the badge.

b. **WOs, NCOs Marines, Musicians and Buglers.** Metal globe and laurel badges on blue and lovat uniforms. On blue tunics the anodised badges are to be set 4mm above the collar seam with the centre of the badge 51mm from the end of the collar. On lovat tunics the bronze badges are to be worn centrally on the step of the collar, the bottom of the laurel wreath 7mm above the edge of the step. Worn in an anodised miniature version on each lapel of the mess jacket, both scarlet and white, with the centre of the badge 17cm below the neck point of the shoulder seam, by WO2s and SNCOs. On mess jackets, miniature medals are worn below the badge. Collar badges are not worn on other garments.

c. **RM Band Service Personnel.** JNCOs, Musicians and Marines wear embroidered yellow on red collar badges on No. 1 Full Dress Blues - Ceremonial Dress. SNCOs wear gold braided collar badges. To be set centrally within the collar band, with the centre of the badge 38mm from the end of the collar.

d. **SBS Badged Personnel.** SBS badged personnel including SBS(R) personnel qualified Sabre Squadron Ready wear the metal SBS badge on Lovat suits. Officers and SNCOs wear a miniature SBS badge on each lapel of the mess jacket, with the centre of the badge 17cm below the neck point of the shoulder seam.

4015. Corps Badge (Mess Dress for General Officers, Brigadiers and Colonels)

The Corps badge (globe, laurel, lion and crown, battle honour 'Gibraltar', fouled anchor and Corps motto 'Per Mare Per Terram'), embroidered in gold, is worn by Colonels and above on each lapel of the mess jacket, both scarlet and white, with the centre of the globe 230mm below the neck point of the shoulder seam. On white jackets the badge is to be mounted on Velcro to permit removal when the jacket is washed. Miniature medals are worn above the badge. Miniature Pilot's wings (if entitled) are worn above the miniature medals.

4016. Letters 'RM' and Corps Pattern Belt

a. **Block Letters (Size 13mm - anodised or bronze)**

(1) Worn in the centre of the shoulder straps below badges of rank and 13mm above the shoulder seam. Worn with all forms of No. 1 Dress, 2C, 3A, 3AW, and 3BW dresses. Not worn by Colonels and above or on raincoats or Band and Buglers' No. 1 Full Dress Blues - Ceremonial Dress.

(2) Badged SBS and Sabre Squadron Ready SBS(R) personnel wear the bronze letters SBS in place of RM in the centre of the shoulder straps below badges of rank and 13mm above the shoulder seam when dressed in Lovat suit.

b. **Corps Pattern Belt.** Worn with the leather buckle on left hip and silver buckle adjusted to fit centrally.

4017. Rank Badges

a. **Officers.** Rank badges are worn on chest or shoulder straps, where fitted. On the mess jackets of officers below Colonel they are worn on both lapels, 6mm above the Corps badge.

(1) The following type of rank badges will be worn in the order of dress shown:

Bronze	No 1B Parade Lovats. No 1C Lovats. No 3A Summer Half Lovats.
Black on Olive	No 3C Winter Half Lovats 3B and 3D Training Rig. No 4 Combats.
DPM/Sand	No 4 Combats for Operations (as directed by an Operational Theatre Commander).
Anodised	Remaining Orders of Dress.

(2) The badges to be worn are:

Second Lieutenant	Star.
Lieutenant	2 Stars.
Captain	3 Stars.
Major	Crown.
Lieutenant Colonel	Crown and 1 Star.
Colonel	Crown and 2 Stars.
Brigadier	Crown and 3 Stars.
Major General	Crossed Sword and Baton, Star above.
Lieutenant General	Crossed Sword and Baton, Crown above.
General	Crossed Sword and Baton, Crown and Star above.
Captain General	Crossed Batons surrounded by a laurel wreath, Crown above.

(3) The devices, as in Para 4017 [sub para a](#), above, are Army pattern. The sword and baton device reversed for right and left shoulders, with the point of the sword to the front in each case. Stars and crowns are to be 16mm size, except on the mess jacket of officers below Colonel, where they are to be 13mm. Crossed sword and baton badges worn on greatcoats, blue tunics, lovat tunics and stone tunics are to have batons which are 40mm long. White mess jackets are to have batons which are 33mm long. Army pattern crossed sword and baton of 48mm long worn on Army greatcoats are not worn by RM generals. The distance apart of the devices is to be 6mm.

b. **WOs, SNCOs and Marines.** Rank badges are worn on the upper right arm only except as follows:

- (1) **Blue Greatcoat.** Gold on red – lower right arm only.
- (2) **Combat Dress (all PCS items).** Black on green slide to be worn on the chest.
- (3) A table showing details is at [Annex 40C](#).

4018. Good Conduct Badges

a. V shaped stripes, 13mm wide, 127mm across top. Worn point upwards on the left arm with the inner angle of the lowest stripe 7mm above the point of the sleeve slash on the blue serge, white and stone tunics. When more than one badge is worn the distance between them is to be 5mm measured perpendicularly.

b. Good conduct badges are only to be worn by Marines, Musicians and Buglers and then only on the blue serge, white and stone tunics. They are not worn on the band ranks' and buglers' full dress blue or white ceremonial tunics.

4019. Branch, Specialist Qualification, Skill and Special Badges

a. Category, description and wear of such badges is shown in [Annex 40C](#).

b. **Stars and Crowns.** The following class distinction badges are no longer issued: current policy being that all classes of an SQ are to wear the same basic device without crowns or stars. However, anyone in possession of an old SQ badge showing the class of qualification may continue to wear that badge until they qualify for a higher class.

(1) Stars and crowns used to be added to the basic specialist qualification badges to indicate the classes of qualification as follows

- (a) **Instructor.** Crown above basic device and two stars below.
- (b) **First Class.** Crown above basic device.
- (c) **Second Class.** Star above and star below basic device.
- (d) **Third Class.** Star above basic device.

(2) When there are letters as part of the basic device, the letters come below the star.

c. **Badges Awarded During Former Service in RN, Army or RAF.** Badges from previous service are not to be worn unless they are badges currently authorised for wear by RM WOs, NCOs and Marines; provided also that the privilege of wearing the badge has not been withdrawn.

d. **RM Provost Armlets.** The 'MP' armband, as provided for the Royal Military Police, is to be worn immediately above the right elbow. When chevrons are worn on the upper arm, the armband should just cover the lower point of the bottom chevron, with the letters 'M' and 'P' on either side of the apex of the chevron.

e. **Unit Police Armlets.** Ranks on unit police duties are to wear the authorised armlet ('NP', 'RP' or 'RMP' as appropriate) on the left sleeve immediately above the cuff of the tunic or greatcoat, or in a similar position on other uniform garments. The armlet is worn on the left wrist when long-sleeved garments are not worn.

f. **Flying Badges.** RN pilot's wings, comprising gold embroidered wings extended behind a silver fowl anchor with a crown above with a laurel wreath, are to be worn by all entitled personnel. The badge is worn as follows:

(1) **Blue, Lovat and Stone Tunics and Shirts.** Centrally 64 mm above the top row of medal ribbons, or if no medal ribbons are worn, 64 mm above the left breast pocket.

(2) **Mess Jackets.** Worn immediately below the Corps badge on the left lapel, miniature medals being lowered accordingly. The exception is that Officers of Colonel's rank and above wear their wings above their miniature medals, which are worn above the Corps Badge.

(3) **Combat Dress.** Worn in the same position as on blue, lovat or stone tunics.

g. **Parachutist Badge.** The Army pattern parachutist badge, a parachute with wings, should be worn on the right arm 51 mm below the shoulder seam, by personnel who are qualified parachutists as follows:

(1) **Blue and White Tunics.** The full sized badge in gold on blue. On white tunics the badge is to be mounted on Velcro to permit removal for washing.

(2) **Lovat Tunics.** A two-thirds size badge in gold on green.

(3) **Mess Jackets.** The miniature badge (length 51mm, height 20mm) gold on scarlet. On white mess jackets the badge is to be mounted on Velcro to permit removal for washing.

(4) **Stone Tunics and Shirts.** The full-sized badge in light blue/white on khaki drill.

(5) **Combat Dress (PCS Jackets and Windproofs).** The full-sized badge in black on green. If black on green badges are not available, the full-sized badge in light blue/white on khaki drill may be worn as an alternative.

h. **King's Badge and Prince's Badge.** To be worn on all orders of dress, including CS95 on the left arm, 51mm below the shoulder seam. The colours vary according to the order of dress.

i. **The Commandant General's Shooting Badge.** To be worn on the lower left sleeve, in place of the standard marksman's badge, by personnel who form or have formed (1986 onwards) part of the RM Bisley Shooting Team. A gold and blue badge will be worn on the blue tunic and a yellow thread badge will be worn on the lovat suit.

j. **Royal Marines Commando Flashes**

(1) All Royal Marines who have completed the Commando Course are to wear a red on dark navy blue "ROYAL MARINES COMMANDO" flash on both sleeves of the jersey wool heavy. The flash is to be sewn centrally with its upper edge touching the shoulder seams.

(2) A black on green "ROYAL MARINES COMMANDO" flash is to be worn by all RM Commando trained personnel on both sleeves of all PCS jackets and windproofs. The flash is to be sewn centrally with its upper edge touching the shoulder seam.

k. **"Royal Marines Band Service Flash"**

(1) All RM Band Service personnel are to wear a red on dark navy blue "ROYAL MARINES BAND SERVICE" flash on both sleeves of the jersey wool heavy and maternity cardigan. The flash is to be sewn centrally with its upper edge touching the shoulder seam.

(2) A black on green "ROYAL MARINES BAND SERVICE" flash is to be worn by all RM Band Service trained personnel on both sleeves of all PCS. The flash is to be sewn centrally with its upper edge touching the shoulder seam.

l. **"Royal Band" Flash.** All Musicians and Buglers (including the Director of Music Bandmaster (WO1/WO2), Corps Drum Major/Drum Major, Corps Bugle Major/Bugle Major and Buglers) of RM Band Portsmouth wear a "ROYAL BAND" shoulder flash, in appropriate colours, on the upper right sleeve of all uniforms (replacing the Royal Marines Band Service Badge on the jersey wool heavy/maternity cardigan). The badge is to be sewn centrally with its upper edge 20mm below the shoulder seam.

m. **Background and Attachment of Badges.** The instructions in Chapter 39 regarding Naval ratings' badges are also applicable, as far as appropriate, to Royal Marines badges.

n. **Special Boat Service Parachutists Badge.** The appropriate SBS pattern parachutists wings should be worn on the right arm 51mm below the shoulder seam, by personnel qualified as follows:

(1) **Badged SBS.** On completion of the SF Parachute Course.

(2) **SBS(R).** On successful completion of the JSF Selection Hills Phase and completion of the SF Parachute Course.

(3) **Royal Marines Special Forces Communicators.** On successful completion of the Special Forces Communications Course and the SF Parachute Course. These wings are only awarded by the CO SBS.

o. **Formation Badges on Combat Dress**

(1) **3 Commando Brigade RM Formation Badge.** When serving with 3 Cdo Bde RM, all personnel are to wear a black "Commando Fighting Knife" badge on a green background on the left sleeve of PCS combat jackets and windproofs. It is to be worn centrally on the Velcro patch provided on the upper arm.

(2) **Amphibious Assault Badge.** A black on green formation badge comprising the old Combined Operations device (anchor, eagle and rifle [pointing forwards]) surrounded by a circle itself surrounded by the words 'Amphibious Assault' is to be worn centrally on the Velcro patch provided on the upper arm of the left sleeve of PCS combat jackets and windproofs by personnel serving in the following units:

- (a) 1 Assault Group RM.
- (b) Assault Squadrons RM of HM Ships.
- (c) COMUKTG Staff.
- (d) Royal Marines serving on FOST Staff.

(3) **COMUKAMPHIBFOR Badge.** A black on green formation badge comprising the old Combined Operations device (anchor, eagle and rifle (pointing forwards)) surrounded by a circle with the words 'COMUKAMPHIBFOR' is to be worn centrally on the Velcro patch provided on the upper arm of the left sleeve of PCS combat jackets and windproofs by personnel serving on the staff of COMUKAMPHIBFOR.

4020. Buttons

a. **Corps Button.** Raised round button, anodised or bronze. At the centre a fouled anchor under a crown surrounded by a double rim enclosing the words 'Royal Marines', and this in turn surrounded by a laurel wreath. In two sizes - 25mm and 20mm: the smaller button for pockets and shoulder straps.

b. **Lion and Crown Button.** Raised round button with mounted lion and crown in silver. Worn on caps, mess jackets and mess waistcoats.

SECTION 3 - AIGUILLETES, CYPHERS AND LANYARDS

4021. Aiguillettes

- a. Naval type aiguillettes are to be worn by the following Royal Marines Officers in the same manner as prescribed for Naval Officers (see Para 3913) and with equivalent dresses:
- (1) ADCs to The Queen, Equerries and Extra Equerries to The Queen or to members of the Royal Family, and ADC to Governors General.
 - (2) ADC to CGRM; officers specifically appointed as Flag Lieutenant to officers of Flag rank or Commodores; or as ADC or Military Assistant to officers of Flag, General or Air Rank where the post is allowed by establishment; or as ADC to a Governor or Lieutenant Governor.
 - (3) Personal staffs of all members of the Defence Council and VCDS.
- b. Officers at Para 4021.a [sub para 1](#) wear aiguillettes as for ADCs to The Queen ('Palace' type) and those at Para 4021.a [sub para 2](#) as for Flag Lieutenants ('Staff' type).
- c. Aiguillette shoulder straps are not to be worn by Royal Marines Officers. In Mess Dress, for Officers below the rank of Colonel, the aiguillette is to be supported by a scarlet cloth shoulder strap of the same material as the jacket. In other Dress the shoulder strap of the garment is to be used, modified by the addition of a button to which the aiguillette cord is affixed.
- d. Aiguillettes and the various accoutrements are issued on Individual Loan from the Uniform Clothing Store HMS NELSON.

4022. Royal Cyphers

- a. Royal Marines ADC to The Queen, Equerries and Extra Equerries to The Queen are to wear the royal cypher and crown, in one piece, below their badges or rank; letters 'RM' are not worn. Equerries to other members of the Royal Family wear the cypher of that member in the same manner. In Mess Dress Equerries and Extra Equerries wear the royal cypher and crown on shoulder straps of similar material.
- b. The full sized badge (35 x 35 mm), in either dull silver metal or gilt metal, is worn as follows:
- (1) **Dull Silver.** On full dress tunic, blue serge tunic, Athol grey greatcoat, blue greatcoat, scarlet mess jacket and white mess jacket.
 - (2) **Gilt Metal.** On lovat tunic, stone jacket and stone shirt.
- c. Former ADCs to The Queen wear the badge similarly but in miniature (22 x 24 mm). ADCs to The Queen who vacate the appointment on promotion to the substantive rank of Major General are, however, to cease wearing the badge.

4023. Lanyards

- a. **Lanyard, Blue, Officers' Pattern.** Braid of viscose rayon on cotton core. One end constructed with a loop closed with a Turk's head knot. Length of lanyard shall be no less than 800mm to be worn looped over the left shoulder. The running end is to be passed into the left side of the breast pocket and not allowed to hang loosely in a bight.
- b. Coloured lanyards are worn on the right shoulder in an ordinary loop with the running end passed directly into the right side of the breast pocket without forming a bight.
- c. All ranks on the posted strength of the following units are to wear a coloured lanyard with certain forms of dress as stated:

Commander UK Amphibious Forces Battlestaff	- Maroon
Headquarters 3 Commando Brigade RM	- Green
43 Commando Fleet Protection Group RM	- Old Gold on Scarlet
Commando Logistics Regiment RM	- Dark Blue
Commando Helicopter Force	- Light/Dark Blue
40 Commando RM	- Light Blue
42 Commando RM	- White
45 Commando RM	- Scarlet
Special Boat Service	- Green, Black and Blue
30 Commando Information Exploitation Group RM	- Sand and Green
1 Assault Group RM	- Navy Blue and Scarlet

ANNEX 40A

RM DRESS TABLES

1. 1A Dress - Full Dress "Blues"

a. Occasions for Wear

- (1) When receiving The Sovereign, other crowned heads or heads of state.
- (2) When receiving royalty unless ordered to the contrary by the relevant CinC.
- (3) Full ceremonial state events as ordered.
- (4) Inspections by Flag Officers.
- (5) Funerals, parades and other appropriate ceremonial events.

b. Description

General Officers	Officers, WOs and SNCOs	Corporals and Marines
Cap	Cap/Wolseley pattern helmet (Note 3)	Cap/Wolseley Pattern helmet (Note 3 and Note 10)
Blue tunic (Note 1)	Blue tunic	Blue tunic
Overalls	Blue trousers/Overalls (Note 4)	Blue trousers
White long sleeved shirt	White long sleeved shirt (Note 5)	Black socks
Black socks	Black tie (Note 5)	Army pattern boots
Wellington boots	Officer pattern lanyard (Note 5)	White belt
Spurs	Black socks	Frog and bayonet (Note 7)
Ceremonial sword	Army pattern/Officer pattern/Wellington boots (Note 4)	Rifle (Note 7)
Crimson and gold sash	Sam Browne/White belt/Sash (Note 6)	Greatcoat (Note 3)
Gold shoulder cords	Frog and bayonet (Note 7)	White gloves
White gloves	Sword/Rifle (Note 7)	Braces
Greatcoat (Note 2)	Greatcoat (Note 3)	
Braces	Gloves (Note 8)	
	Braces	

c. Decorations/Medals

- (1) Collar and/or broad Riband.
- (2) Up to 4 stars of orders.
- (3) Up to 3 neck decorations.
- (4) Medals.



Notes:

1. *Army pattern (with high neck) or Corps pattern as appropriate.*
2. *Athol Grey Army pattern or blue Corps pattern as required. Drawn for Loan Pools, London District or as advised by RMSTO RNLPO.*
3. *Helmets and greatcoats to be worn when ordered.*
4. *Overalls, Wellington boots and spurs worn by majors and above. Adjutants, Equerries, Military Assistants, Aides-de-Camp and Flag Lieutenants. WO2s and below wear Army Pattern Boots.*
5. *Officers only (WO1s wear officer pattern lanyard).*
6. *SNCOs wear white belt and scarlet sash; WO2s wear a sword belt and scarlet sash. Sam Browne always worn with frog, whether carrying swords or not.*
7. *Swords/Rifles are carried on parade or when ordered.*
8. *WO2s, Drum and Bugle Majors on appointment and above wear brown cape gloves; the remainder wear white gloves.*
9. *For distinctions in RM Band Officers' Full Dress Uniform, see [Para 4011](#).*
10. *CTC King's squad wear - peak cap with chin-stay down and white lanyard on left shoulder.*
11. *For SBS No 1 dress see dress code 1B ([Note 9](#)).*

Fig 40A-1. Officers



Fig 40A-2. WOs and SNCOs





Fig 40A-3. Corporals and Marines



2. 1B Dress - Formal Dress “Parade Lovats”

a. Occasions for Wear

- (1) Inspections by Flag Officers.
- (2) Minor ceremonial occasions as an alternative to 1A dress.
- (3) Courts Martial as appropriate.
- (4) Other occasions as ordered.

b. Description

Officers	WOs and SNCOs	Corporals and Marines
Beret (Note 1)	Beret (Note 1)	Beret (Note 1)
Lovat suit	Lovat suit	Lovat suit
Lanyards (Note 2)	Unit Lanyard (Note 8)	Unit Lanyard
Stone long sleeved shirt	Stone long sleeved shirt	Stone long sleeved shirt
Light Khaki braided tie	Khaki drab tie	Khaki drab tie
Lovat/Green socks (Note 7)	Socks combat general service	Socks combat general service
Sam Browne (Note 3)	Sam Browne/belt/sash (Note 3)	White belt
Sword (Note 4)	Frog and bayonet (Note 4)	Frog and bayonet (Note 4)
Officer pattern boots	Sword/rifle (Note 4)	Rifle (Note 4)
Brown cape gloves	Army pattern/Officer pattern boots (Note 5)	Army pattern boots
	Gloves (Note 6)	White gloves

c. Decorations/Medals

- (1) Up to 2 stars of orders.
- (2) 1 neck decoration.
- (3) Medals.

Notes:

1. *Beret with anodised badge. The King's Squad wear caps with chin stay down.*
2. *Blue officer pattern lanyard on left shoulder plus appropriate unit lanyard on right shoulder.*
3. *SNCOs wear white belts and scarlet sash; WO2s wear a sword belt and scarlet sash. Sam Browne always worn with frog, whether with sword or not.*
4. *Swords/rifles are carried on parade or when ordered.*
5. *WO2s and below wear Army pattern boots.*
6. *WO2s, drum and bugle Majors on appointment and above wear brown cape gloves; the remainder wear white gloves.*
7. *Lovat coloured socks may be purchased, or Socks combat general service worn.*
8. *WO1s wear light khaki braided tie and OP lanyard.*
9. *For SBS this uniform will be worn as No 1A dress, as well as No 1B and No 1C dress (SBS collar badges, SBS cap badge, SBS belt and SBS shoulder epaulettes).*



Fig 40A-2a. Officers



Fig 40A-2b. WOs and SNCOs



Fig 40A-2c. Corporals and Marines



3. 1C Dress - Semi Formal Dress “Lovats”

- a. **Occasions for Wear.** Occasions of duty or minor ceremonial.
- b. **Description**

Officers	WOs and SNCOs	Corporals and Marines
Beret/Cap (Note 1)	Beret/Cap (Note 1)	Beret/Cap (Note 1)
Lovat suit	Lovat suit	Lovat suit
Lanyards (Note 2)	Unit lanyard (Note 4)	Unit lanyard
Stone long sleeved shirt	Stone long sleeved shirt	Stone long sleeved shirt
Light khaki braided tie	Khaki drab tie (Note 4)	Khaki drab tie
Lovat/Green socks (Note 3)	Socks combat general service	Socks combat general service
Cloth belt	Cloth belt	Cloth belt
Officer pattern shoes	Sash (Note 5)	Black shoes
	Black shoes (Note 6)	

- c. **Decorations/Medals.** Medal ribbons.



Notes:

1. Beret with anodised badge. Band personnel wear caps. The King's Squad wear caps with chin stay down.
2. Blue Officer pattern lanyard on left shoulder plus appropriate unit lanyard on right shoulder.
3. Lovat coloured socks should be purchased, or Sock Combat General Service worn.
4. WO1s wear light khaki braided tie and Officer pattern lanyard
5. As ordered/appropriate.
6. WO1s wear officer pattern shoes.

Fig 40A-3a. Officers



Fig 40A-3b. WOs and SNCOs




Fig 40A-3c. Corporals and Marines



4. 2A Dress - Formal Evening Dress “Mess Dress”

a. Occasions for Wear

- (1) Official or public balls, dinners and evening receptions of a formal nature.
- (2) Full ceremonial evening events.

b. Description

Lt Colonels and Above	Other Officers	WOs and SNCOs	Corporals and Marines
Cap/Side hat (Note 1)	Cap/Side hat (Note 1)	<i>(WO/SNCOs should wear blues with cloth belt and medals or, optionally, mess dress)</i>	Cap
Scarlet mess jacket	Scarlet mess jacket		Blue tunic
Blue mess waistcoat	Blue mess waistcoat		Blue trousers
Stiff fronted shirt	White Marcella shirt		Cloth belt
Wing collar	Blue mess trousers (Note 2)		Black shoes
Black bow tie	Black bow tie		Medals
Overalls	Black socks		<i>(Optionally; JNCOs may wear white shirt, blue trousers, red cummerbund and black bow tie for Mess dinners etc)</i>
Black socks	Wellington boots/black shoes		
Wellington boots			
Spurs			

c. Decorations/Medals

- (1) Broad riband.
- (2) Up to 4 stars of orders.
- (3) One neck decoration.
- (4) Miniature medals.



Notes:

1. Side hat is optional for officers.
2. Adjutant, Equerries, Military Assistants, Aides-de-Camp and Flag Lieutenants wear overalls, Wellington boots and spurs.
3. Civilian equivalent is evening dress with medals and decorations as above.
4. Stiff fronted shirt and wing collar is obligatory for Royal Equerries/Aides-de-Camp, principal staff officers/Aides-de-Camp to senior Officers, Service Attaches and advisers.

Fig 40A-4a. Lt Colonels and above



Fig 40A-4b. Other Officers




Fig 40A-4c. WOs and SNCOs



Fig 40A-4d. Corporals and Marines



5. 2B Dress - Formal Evening Dress “Mess Undress”

a. Occasions For Wear

- (1) Dinner when 2A dress is not appropriate.
- (2) Evening dances and entertainments.

b. Description

Officers	WOs and SNCOs	Corporals and Marines
As for 2A Dress for other officers	As for 2A Dress (Note 4)	As for 2A Dress

c. Decorations/Medals

- (1) Up to 2 stars of orders.
- (2) One neck decoration.
- (3) Miniature medals.



Notes:

1. *Civilian equivalent is black tie with medals and decorations as above.*
2. *Overalls and spurs for entitled Officers are optional.*
3. *Kilt with accoutrements may, optionally, be worn by male personnel in place of blue mess trousers, black socks and shoes.*
4. *SNCOs who have been eligible to receive (ie those promoted after 01April 09) and claimed the grant for the purchase of Mess Dress Uniform are to wear such uniform, as required by the Mess occasion.*

Fig 40A-5a. Officers



Fig 40A-5b. WOs and SNCOs



Fig 40A-5c. Corporals and Marines



6. 2C Dress - Informal Evening Dress “Red Sea Rig”

- a. **Occasions for Wear.** Informal evening uniform in ships and establishments.
- b. **Description**

Officers	WOs and SNCOs	Corporals and Marines
Cap	Half lovat - 3A Dress	Half lovat - 3A Dress
Shoulder rank boards (Note 1)	Desert boots when ordered	Desert boots when ordered
White short sleeved shirt with epaulettes	Unit lanyard to be worn	Unit lanyard to be worn
Red cummerbund		
Blue trousers (Note 2)		
Black socks		
Black shoes		
Desert boots when ordered		
Unit lanyard to be worn		

- c. **Decorations/Medals.** None.



Notes:

1. *Optional, but anodised rank badges should be worn on a white slide.*
2. *Not mess trousers.*

Fig 40A-6a. Officers



Fig 40A-6b. WOs and SNCOs




Fig 40A-6c. Corporals and Marines



7. 3A Dress - General Duty Dress “Half Lovats”

- a. **Occasions for Wear.** Semi formal day rig worn in camp and for day to day duties
- b. **Description**

Officers	WOs and SNCOs	Corporals and Marines
Beret/Cap (Note 1)	Beret/Cap (Note 1)	Beret/Cap (Note 1)
Stone short sleeved shirt (Note 2)	Stone short sleeved shirt (Note 2)	Stone short sleeved shirt (Note 2)
Lanyards (Note 7)	Lanyards (Note 7)	Lanyard (Note 7)
Lovat trousers (Note 3)	Lovat trousers (Note 3)	Lovat trousers (Note 3)
Corps pattern belt	Corps pattern belt	Corps pattern belt (Note 6)
Bronze "RM"s (Note 4)	Bronze "RM"s (Note 4)	Bronze "RM"s (Note 4)
Lovat/Combat socks	Lovat/Combat socks/Black socks	Lovat/Combat socks/Black socks
Black shoes (Note 5)	Black shoes (Note 5)	Black shoes (Note 5)

- c. **Decorations/Medals.** None.

Notes:

1. Cap for band personnel. Beret with anodised badge.
2. Collar worn open.
3. Barrack dress trousers, not from suit.
4. Worn in shoulder strap. Officers also wear bronze rank insignia in strap or on slides.
5. Officer Pattern/Army Pattern boots, WO1s wear officer pattern shoes.
6. Corps pattern belt to be worn with leather buckle over the left hip and silver buckle adjusted to fit centrally.
7. All ranks wear unit lanyard (right shoulder) where appropriate. Officers and WO1s also wear Op lanyard (left shoulder).



Fig 40A-7a. Officers



Fig 40A-7b. WOs and SNCOs



Fig 40A-7c. Corporals and Marines



8. 3B Dress - General Duty Dress “Training Rig”

a. **Occasions for Wear.** Informal day rig worn in camp and for day to day duties in summer months and hot climates ([Note 8](#), [Note 9](#) and [Note 10](#))

b. **Description.**

Officers	WOs and SNCOs	Corporals and Marines
Beret (Note 1)	Beret (Note 1)	Beret (Note 1)
C95	C95	C95
Rank slides (Note 3)	Rank slides (Note 3)	Rank slides (Note 3)
Combat socks	Combat socks	Combat socks
Boots (Note 5)	Boots (Note 5)	Boots (Note 5)
Belt (Note 6)	Belt (Note 6)	Belt (Note 6)

c. **Decorations/Medals.** None.

Notes:

1. *With bronze badge.*
2. *Worn with sleeves rolled up.*
3. *DPM slides.*
4. *Worn with elastics (not supplied) around top of boot.*
5. *Appropriate to environment.*
6. *CS95 web belt.*
7. *CS95 jacket/waterproofs may be worn as ordered/required.*
8. *Shirts may be worn outside of trousers when in tropical climates.*
9. *Mandatory for wear within Navy Command HQ, Staff College (Course Instructors and Students) and Drill Instructors.*
10. *HQ Staff as directed.*



Fig 40A-8a. Officers



Fig 40A-8b. WOs and SNCOs



Fig 40A-8c. Corporals and Marines



9. 3C Dress - General Duty Rig “Half Lovats”

- a. **Occasions for Wear.** Semi formal day rig worn in camp and for day to day duties.
- b. **Description.**

Officers	WOs and SNCOs	Corporals and Marines
Beret (Note 1)	Beret (Note 1)	Beret (Note 1)
Long sleeved stone shirt	Long sleeved stone shirt	Long sleeved stone shirt
Lovat trousers	Lovat trousers	Lovat trousers
Corps pattern belt	Corps pattern belt	Corps pattern belt
Lovat/Combat socks	Lovat/Combat socks/Black socks	Lovat/Combat socks/Black socks
Jersey wool heavy	Jersey wool heavy	Jersey wool heavy
Black shoes (Note 2)	Black shoes (Note 2 and Note 3)	Black shoes (Note 2)

- c. **Decorations/Medals.** None.



Notes:

1. *Band personnel wear caps. Beret with anodised badge.*
2. *Officer pattern/Army Pattern boots, white belts may be ordered and Sam Browne, sword belt and brown cape gloves when appropriate.*
3. *WO1s wear Officer pattern shoes.*

Fig 40A-9a. Officers



Fig 40A-9b. WOs and SNCOs




Fig 40A-9c. Corporals and Marines



10. 3D Dress - General Duty Dress “Training Rig”

a. **Occasions for Wear.** Informal day rig worn in camp and for day to day duties in winter months and cold climates.

b. **Description.**

Officers	WOs and SNCOs	Corporals and Marines
Beret (Note 1)	Beret (Note 1)	Beret (Note 1)
CS95	CS95	CS95
Combat socks	Combat socks	Combat socks
Boots (Note 4)	Boots (Note 4)	Boots (Note 4)

c. **Decorations/Medals.** None.



Notes:

1. *With bronze badge.*
2. *DPM and green slides.*
3. *Worn with elastics (not supplied) around top of boot or ties.*
4. *Appropriate to environment.*
5. *CS95 jacket/waterproofs may be worn as ordered/required.*
6. *Green t-shirts.*

Fig 40A-10a. Officers



Fig 40A-10b. WOs and SNCOs



Fig 40A-10c. Corporals and Marines



11. 4/4C/4D/4T Dress - Combat Dress 'Combats'

a. Occasions for Wear

- (1) General in theatre wear when deployed.
- (2) Operations, exercises and field training.

b. Description

4 All Ranks	4C All Ranks	4D All Ranks	4T All Ranks
Helmet/Beret (Note 1)	Helmet/ECW cap (Note 1)	Helmet/Desert hat (Note 1)	Jungle hat
T shirt	ECW underwear (Note 1)	DPM shirt (Desert)	Jungle boots
Shirt (Note 1 and Note 2)	Norwegian shirt	DPM trousers (Desert)	JKT (Note 3)
Fleece (Note 1 , Note 2 and Note 3)	Fleece (Note 1 , Note 2 and Note 3)	Desert boots	JRS (Note 3)
DPM trousers (Note 3)	Windproof smock		
DPM field jacket (Note 3)	Windproof trousers		
Combat boots (Note 3)	Cam whites (Note 1)		
Gaiters (Note 2 and Note 3)	ECW gaiters		
Gloves (Note 2 and Note 3)	Gloves		

c. Decorations/Medals. None.



Notes:

1. *As required/ordered.*
2. *Appropriate to environment.*
3. CS 95.
4. *Waterproofs may be worn as ordered/required.*

Fig 40A-11a. All Ranks (4)



Fig 40A-11b. All Ranks (4C)



Fig 40A-11c. All Ranks (4D)



Fig 40A-11d. All Ranks (4T)



12. 5 Dress - Working Rigs

- a. **Occasions for Wear.** Job specific working rigs worn at sea and ashore.
- b. **Description:.**

All Ranks
Occupational working rigs worn at sea and ashore for specific tasks (eg chefs, divers, aircrews etc)

- c. **Decorations/Medals.** None.

ALL RANKS

Fig 40A-12a. Aircrew



Fig 40A-12b. Chef



Fig 40A-12c. Vehicle Mechanic



13. 1AW Dress - Full Dress White “Parade Stones”

a. Occasions for Wear

- (1) When receiving The Sovereign, other crowned heads or heads of state.
- (2) When receiving royalty unless ordered to the contrary by the relevant CinC.
- (3) Full ceremonial state events as ordered.
- (4) Inspections by Flag Officers.
- (5) Funerals, courts martial, parades and other appropriate ceremonial events.

b. Description

Band & General Officers (Note 1)	Other Officers (Note 7)	WOs, SNCOs, Corporals and Marines	Band Personnel
Cap	Wolseley pattern helmet / Cap /Beret (Note 4)	Wolseley pattern helmet /Cap /Beret (Note 4)	Wolseley pattern helmet
White tunic	Stone jacket	Stone jacket	White tunic
Overalls	Stone trousers	Stone trousers	Blue trousers
Black socks	Officer pattern boots	Army pattern boots	Black socks
Wellington boots	Anodised rank badges / "RM"s	Anodised "RM"s	Boots RM band
Spurs	Stone socks	Stone socks	
Crimson sash (Note 2)	Gloves (Note 5)	Gloves (Note 5)	
Sword (Note 3)	Lanyards (Note 6)	Lanyards (Note 6)	
	Sam Browne	Sam Browne/belt/sash	
	Sword (Note 3)	Frog and bayonet	
		Sword/rifle (Note 3)	

c. Decorations/Medals

- (1) Collar and/or broad Riband.
- (2) Up to 4 stars of orders.
- (3) Up to 3 neck decorations.
- (4) Medals.



Notes:

1. *Certain overseas Defence Attaches, Band Officers and General Officers with their Military Assistants/Aides-de-Camp, as required, in exceptional circumstances.*
2. *Sam Browne as an alternative.*
3. *As required.*
4. *Helmet if ordered. Beret with anodised badge.*
5. *White, or brown cape for officers (only when armed).*
6. *Blue Officer pattern for Officers and WO1s, plus unit lanyard.*
7. *Entitled Officers should wear 1BW Dress if appropriate.*

Fig 40A-13a. Band and General Officers




Fig 40A-13b. Other Officers



Fig 40A-13c. WOs, SNCOs and Marines



Fig 40A-13d. Band Personnel



14. 1BW Dress - Formal Dress White “Parade Stones”

a. **Occasions for Wear**

- (1) Inspections by Flag Officers.
- (2) Ceremonial exchange visits as an alternative to 1A dress.
- (3) Funerals.
- (4) Other occasions as ordered.

b. **Description**

Officers	WOs and SNCOs	Corporals and Marines
Cap/Wolseley pattern helmet (Note 1)	As for 1AW Dress	As for 1AW Dress
Prestige suit or 1AW Dress		
Long sleeved stone shirt (Note 2)		
Light khaki braided tie (Note 2)		
Anodised rank/"RM"s		
Lanyards		
Sam Browne		
Officer pattern boots		
Sword and gloves (Note 3)		

c. **Decorations/Medals**

- (1) Up to 2 stars of orders.
- (2) 1 neck decoration.
- (3) Medals.



Notes:

1. *As ordered/appropriate.*
2. *Worn only with Prestige Suit (issued to certain Officers in overseas appointments).*
3. *As required.*


Fig 40A-14a. Officers



Fig 40A-14b. WOs and SNCOs



Fig 40A-14c. Corporals and Marines



15. 1CW Dress - Formal Dress White "Stones"

a. Occasions for Wear

- (1) Memorial Services unless ordered to the contrary by the convening authority.
- (2) Occasions of duty or minor ceremonial.

b. Description

Officers	WOs, SNCOs and NCOs	Corporals and Marines
Beret/Cap (See Note.)	Beret/Cap	Beret/Cap
Stone jacket	Stone jacket	Stone jacket
Stone trousers	Stone trousers	Stone trousers
Stone socks	Stone socks	Stone socks
Stone belt	Stone belt	Stone belt
Anodised rank/"RM"s	Anodised "RM"s	Anodised "RM"s
Lanyards	Lanyard	Lanyard
Officer pattern shoes	Black shoes	Black shoes

c. Decorations/Medals: Medal ribbons.



Note. Beret with anodised badge. Band personnel wear caps.

Fig 40A-15a. Officers



Fig 40A-15b. WOs and SNCOs



Fig 40A-15c. Corporals and Marines



16. 2AW Dress - Formal Evening Dress White “Tropical Mess Dress”**a. Occasions for Wear**

- (1) Official or public balls, dinners and evening receptions of a formal nature.
- (2) Full ceremonial evening events.

b. Description

Lt Colonels and Above	Other Officers	WOs and SNCOs	Corporals and Marines
Cap/Side hat (Note 2)	Cap/Side hat (Note 2)	As for 3AW Dress	As for 3AW Dress
White mess jacket	White mess jacket	(WOs/SNCOs may wear Tropical Mess Dress optionally)	
White mess waistcoat	White mess waistcoat		
Stiff fronted shirt	White Marcella shirt		
Wing collar (Note 3)	Blue mess trousers (Note 4)		
Black bow tie	Black bow tie		
Overalls	Black socks		
Black socks	Wellington/Officer pattern Boots/Black shoes		
Wellington boots			
Spurs			

c. Decorations/Medals

- (1) Broad riband.
- (2) Up to 4 stars of orders.
- (3) One neck decoration.
- (4) Miniature medals.

**Notes:**

1. The civilian equivalent is Evening Dress with medals and decorations as above.
2. Side hat is optional for Officers.
3. Stiff fronted shirt and wing collar is obligatory for Royal Equerries/Aides-de-Camp, Principal Staff Officers/Aides-de-Camp to Senior Officers, Service Attaches and Advisors.
4. Adjutants, Equerries, Military Assistants, Aides-de-Camp and Flag Lieutenants wear overalls, wellington boots and spurs.

Fig 40A-16a. Lt Colonels and Above



Fig 40A-16b. Other Officers



Fig 40A-16c. WOs and SNCOs



Fig 40A-16d. Corporals and Marines



17. 2BW Dress - Formal Evening Undress White "Tropical Mess Undress"

a. Occasions For Wear

- (1) Dinner when 2A dress is not appropriate.
- (2) Evening dances and entertainments.

b. Description

Officers	WOs and SNCOs	Corporals and Marines
As for 2AW Dress for other officers but with red cummerbund instead of white waistcoat	As for 2AW Dress	As for 3AW Dress

c. Decorations/Medals

- (1) Up to 2 stars of orders.
- (2) One neck decoration.
- (3) Miniature medals.



Note. Civilian equivalent is black tie with medals and decorations as above.

Fig 40A-17a. Officers



Fig 40A-17b. WOs and SNCOs



Fig 40A-18. Corporals and Marines



18. 2CW Dress - Informal Evening Dress White “Red Sea Rig”

- a. **Occasions for Wear.** Informal evening uniform in ships and establishments.
- b. **Description**

Officers	WOs and SNCOs	Corporals and Marines
As for 2C Dress	As for 3AW Dress	As for 3AW Dress

- c. **Decorations/Medals.** None.

Fig 40A-18a. Officers



Fig 40A-18b. WOs and SNCOs




Fig 40A-18c. Corporals and Marines



19. 3AW Dress - General Duty Dress White “Half Stones”

- a. **Occasions for Wear.** Semi formal day rig worn ashore and afloat.
- b. **Description**

Officers and WO1s	WO2s and SNCOs	Corporals and Marines
Beret/Cap (Note 1)	Beret/Cap (Note 1)	Beret/Cap (Note 1)
Stone short sleeved shirt	Stone short sleeved shirt	Stone short sleeved shirt
Stone trousers	Stone trousers	Stone trousers
Stone socks	Stone socks	Stone socks
Lanyards	Lanyard	Lanyards
Corps pattern belt	Corps pattern belt	Corps pattern belt
Anodised rank/"RM"s	Anodised "RM"s	Anodised "RM"s
Black shoes (Note 2)	Black shoes (Note 2)	Black shoes (Note 2)

- c. **Decorations/Medals.** None.

**Notes:**

- Beret with anodised badge. Band personnel wear caps.*
- Desert boots may be worn when issued (certain drafts/appointments only).*

Fig 40A-19a. Officers and WO1s



Fig 40A-19b. WO2s and SNCOs




Fig 40A-19c. Corporals and Marines



20. 3BW Dress - General Duty Dress White “Tropical Training Rig”

- a. **Occasions For Wear.** Informal day rig worn ashore and afloat.
- b. **Description**

Officers	WO and SNCOs	Corporals and Marines
Beret/Cap (Note 1)	Beret/Cap (Note 1)	Beret/Cap (Note 1)
Stone short sleeved shirt	Stone short sleeved shirt	Stone short sleeved shirt
Stone shorts	Stone shorts	Stone shorts
Stone socks	Stone socks	Stone socks
Black shoes/desert boots (Note 2)	Black shoes/desert boots (Note 2)	Black shoes/desert boots (Note 2)
Corps pattern belt	Corps pattern belt	Corps pattern belt
Anodised rank/"RM"s	Anodised "RM"s	Anodised "RM"s

- c. **Decorations/Medals.** None.

**Notes:**

- Beret with anodised badge. Band personnel wear caps.*
- Desert boots may be worn if issued for certain drafts/appointments.*

Fig 40A-20a. Officers



Fig 40A-20b. WOs and SNCOs



Fig 40A-20c. Corporals and Marines



21. 3CW Dress - General Duty Dress White “Tropical Working Rig” (Yet to be authorised and introduced)

- a. **Occasions for Wear.** Informal daily working rig ashore and afloat
- b. **Description**

All Ranks
As for 4T. (New Dress yet to be authorised.)
Beret (Note 1)
General Service shirt (Note 2)
Black on green rank slides (Note 3)
Green Shorts
Belt
Boat Shoes (Note 4)

- c. **Decorations/Medals.** None.



Notes:

1. *Beret with bronze badge.*
2. *Green T Shirt may be worn when ordered (not for Officers).*
3. *Rank worn with t-shirt should be on a green cloth wrist strap.*
4. *Desert boots may be worn with combat socks if appropriate.*

WO1 / WO2 RM WEARING OF SWORD

Occasions for wear: As per RM Dress table

Fig 40A-21a.



Fig 40A-21b.



ANNEX 40B

RM OFFICERS OUTFIT SCALES

1. SCALE 1 - RM Officers Entered for General Service

a. Entitlement to Scale

(1) The uniform outfit shown at [sub para b](#) is to be issued to all Officers including SO(LE) on first entry.

(2) Officers who resume full RM Service, or return on FTRS, after a break of more than 4 years are entitled to free issue of uniform in accordance with [sub para b](#).

(3) Officers who resume full RM Service, or return on FTRS, after a break of less than 4 years are to be reimbursed in accordance with JSP 754.

b. Basic Outfit

(1) Items Provided by Means of Cash Grant

	Scale	Notes
Boots, ankle, black	1 pr	
Cap, plastic, RM Officers	1	
Tie, Khaki, light braided	1	
Luggage allowance		
Cash grant paid automatically by Unit HR Cell on receipt of OAL. Grants and allowances scale 128 refers		

(2) Items Provided by Contract Arrangement

	Scale	Notes
Blue serge uniform suit (tunic and trousers)	1	
Lovat suit (tunic and trousers)	1	
Scarlet mess jacket	1	
Blue mess waistcoat	1	
Blue mess trousers	1 pr	

(3) Items Issued from Service Stocks

	Scale	Notes
Bag, daysack, black	1	
Bag, travelling	1	
Belt, waist, Corps pattern	1	
Beret, green, RM	1	1
Braces	1 pr	

BRd 3(1)

	Scale	Notes
Buckle, anodised, 2 prong	1	
Buckle, Bronze, 2 prong	1	
Buttons, Corps, anodised, 2.54 cms size (blue tunic)	4	
Buttons, Corps, anodised, 1.90 cms size (blue tunic)	10	
Buttons, Corps, bronze, 2.54 cms size (lovat tunic)	4	
Buttons, Corps, bronze, 1.90 cms size (lovat tunic)	10	
Buttons, Lion and Crown, gilt, 1.90 cms size (mess jacket)	4	
Buttons, Lion and Crown, gilt, 1.27 cms size (mess jacket)	4	
Cummerbund, scarlet	1	
Gloves, brown cape	1 pr	
Holdall	1	
Jacket, lovat, foul weather	1	11
Jersey, wool, heavy, olive	1	2
Knife, clasp	1	
Knife, fork and spoon set	1	
Lanyard, blue (officers)	1	
Lanyard, AP	1	
Letters, 'RM' anodised	1 pr	
Letters, 'RM bronze	1 pr	
Mug	1	
Shirt, evening, collar-attached	2	
Shirt, stone, long sleeve	2	
Shirt, stone, short sleeve	3	
Shirt, white, double cuff	2	
Shirt, white, short sleeve	2	
Shoes, black leather, with toe-cap	1 pr	
Shoes, fitness	1 pr	
Shoes, training, indoor	1 pr	
Socks, black	3 prs	
Socks, combat, black	6 prs	
Tie, black	1	
Tie, evening, double ended	1	
Trousers, lovat, barrack dress	1 pr	10
Waist hooks, bronze	1 pr	
Waist hooks, black	1 pr	

	Scale	Notes
Badges		
Globe and Laurel silver/anodised small (collar badge)	1 pr	
Globe and Laurel silver/anodised large (cap/beret)	2	
Lion and Crown anodised (cap/beret)	2	
Globe and Laurel silver/anodised miniature (for mess jacket)	1 pr	
Globe and Laurel bronze small (collar badge)	1 pr	
Globe and Laurel bronze (for beret-combat dress)	1	
Lion and Crown (for beret-combat dress)	1	
Stars, rank anodised 1.59 cms (for raincoat and blue tunic)	4	
Stars, rank bronze 1.59 cms (for lovat tunic)	4	
Stars, rank anodised 0.95 cms (for mess jacket)	4	
Sliders		
<i>Shoulder Rank Badges</i>		
Black on green (for heavy wool jerseys and combat shirts)	4	
DPM (for combat jackets)	2	
<i>Flashes</i>		
Royal Marines Commando, red on blue for heavy wool jerseys	1 pr	1
Royal Marines Band Service, red on blue for heavy wool jerseys	1 pr	3
Royal Marines Commando, Black on green for DPM garments	5 prs	

c. **Additional Items for Certain Officers**

(1) **Young Officers on First Joining Officers Training Wing, Lymstone**

	Scale	Notes
Beret, blue, RM	2	4
Boots, Army pattern (AP)	1 pr	5
Face veil	1	5
Jersey, wool, heavy, olive	1	5
Laces (for boots AP)	1 set	5
Shorts, PT, blue	2 prs	5
Socks, gortex	1	5
Vests, cotton, gym, blue	2	5

BRd 3(1)**(2) Officers of the Rank of Lt Colonel Appointed as Equerries, MAs, ADCs and Flag Lieutenants or Major. (Items provided by means of a cash grant)**

	Scale	Notes
Overalls	1 pr	
Wellington boots	1 pr	
Spurs	1 pr	
Cash grant paid automatically by Unit HR Cell on receipt of OAL. Grants and allowances scale 135 refers		

(3) RM Adjutants on First Appointment. (Items provided by means of a cash grant)

	Scale	Notes
Overalls	1 pr	
Wellington boots	1 pr	
Spurs	1 pr	
Cash grant paid automatically by Unit HR Cell on receipt of OAL. Grants and allowances scale 133 refer		

(4) Officers Appointed to Royal Navy Students Presentation Team, Area Careers Liaison Officers and as Ethnic Minority Liaison Officers. (Items provided by contract arrangement)

	Scale	Notes
Lovat suit (tunic and trousers)	1	

d. Tropical Outfit. (Issued on first occasion of need)**(1) Items Provided Special Contract**

	Scale	Notes
Jacket, mess, white (Made-to-measure)	2	
Waistcoats, mess white (Made-to-measure)	2	
Tunic, white, cloth (Made-to-measure)	2	6
Trousers, white (Made-to-measure)	2	6
Shoes, white	1 pr	6

(2) Items Issued from Service Stocks

	Scale	Notes
Badge: Globe and laurel, anodised: sm (collar badge)	1 pr	
Badge: Globe and laurel, silver/anodised miniature (for mess jacket)	1 pr	
Buttons, Corps, anodised: 2.54 cms size (stone jacket)	4	
Buttons, Corps, anodised: 1.90 cms size (stone jacket)	6	
Buttons, Lion and Crown, gilt: 1.90 cms size (white mess jacket)	4	
Buttons, Lion and Crown, gilt: 1.27 cms size (white mess coat)	4	
Stars, rank, anodised: 1.59 cms size (stone jacket)	1 set	
Stars, rank, anodised: 1.27 cms size (white mess jacket)	1 set	
Buckle, anodised, 2 prong	1	
Waist hooks, brass	1 pr	
Trousers, stone	2 prs	
Jacket, stone	2	

e. Additional Items for Certain Officers**(1) Officers Serving in Detachments Afloat**

	Scale	Notes
Shorts, tropical stone	2 prs	
Stockings, stone	2 prs	
Shirt, AWD	3	
Trousers, AWD	2	

(2) Officers Serving with Naval Party 1002, Diego Garcia

	Scale	Notes
Shirts, stone, short sleeve	4	
Shoes, boat	1 pr	
Shorts, stone	6 prs	
Stockings, stone	2 prs	
Boots, desert	2 prs	

(3) Officers Serving in Prestige Posts Appointed by CGRM

	Scale	Notes
Trousers, stone (white prestige)	1 pr	7
Tunic, stone (white prestige)	1	7

(4) **General Officers - Ceremonial Accoutrements for No 1 Dress**

	Scale	Notes
Gold Shoulder cords	1 pr	
Waist sash, crimson and gold	1	
Dress sword with metal scabbard	1	
Gloves, white, wash leather	1 pr	
Sword knot, crimson and gold	1	
Swords slings, gold	2	

(5) **Band - Officers No 1 Dress**

	Scale	Notes
Gloves, white, wash-leather	1 pr	
Frock-coat, blue with stand-up collar	1	
Waist sash, crimson and gold	1	
Tunic cloth, blue with stand up collar	1	
Cape, cloth, blue	1	
Sword with metal scabbard	1	
Sword knot, gold	1	
Sword slings, gold	2	

f. **Personal Loan Items**

	Scale	Notes
Bag, linen	1	
Belt, green, waist	1	
Bergen liner medium	1	
Bivvy poles	1	
Cap cold weather	1	
Boots, combat, assault	2 prs	
Combat 95 to scale	1 set	8
Disc, identity, stainless steel (with 8 de of bead chain and 2 connectors)	2	
Drawers, cold weather	2 prs	
Gun fenders (peltor)	1 pr	
Helmet, combat	1	
Helmet, cover	1	
Insoles for boots, combat, assault	2 prs	
Liner for ECW Trousers	1 pr	
Respirator, S10 (complete with haversack spare canister and w/bottle cap)	1	

	Scale	Notes
Sam Browne belt, right brace and frog	1 set	
Towels, hand, green	2	
Vest, cold weather	2	

Notes:

1. *Issued when qualified (except Band Officers).*
2. *Only one JWH to be maintained after initial training.*
3. *Issued to Band Officers.*
4. *Green beret to be maintained in lieu when qualified.*
5. *Not required to be maintained after initial training.*
6. *Band Officers only. Other Officers serving in prestige appointments are to have approval from RMSTO Navy Command HQ.*
7. *RMSTO Navy Command HQ will advise supply procedure.*
8. *CS95 – comprising of:*



CS95 jacket	Qty 2
CS95 shirt	Qty 3
CS95 trousers	Qty 3
Shirt, field, cw (Norwegian)	Qty 2
Shirt, 'T' olive	Qty 2
Glove, contact	Qty 1 pr
Glove, CS95	Qty 1 pr
CS95 gaiters	Qty 1 pr
Gortex outer jacket	Qty 1
Gortex outer trousers	Qty 1
Fleece	Qty 1

9. *MSF Officers who ceased active service more than four years before taking up their MSF appointment, are entitled to a gratuitous issue of uniform. Due to the variety of RMs uniforms RM MSF Officers are required to wear uniform are to obtain a list of required items of dress from their employing authority and submit to RMSTO Navy Command HQ for approval.*

10. *Barrack dress trousers, not from suit. Personnel serving within NCHQ, Staff College (Course Instructors and Students), HQ Staff as directed by Unit Commanding Officers and Drill Instructors who wear Lovats within the working environment are entitled to an additional pair of Lovat Trousers.*

11. *Issued as a gratuitous issue to all RM Band members, personnel serving within NCHQ, Staff College (Course Instructors and Students), HQ Staff as directed by Unit Commanding Officers and Drill Instructors who wear Lovats within the working environment.*

2. SCALE 2 - RMR Officers

a. **Entitlement to Scale.** The uniform outfit shown at [sub para b](#) is to be issued to all Officers on first entry.

b. Basic Outfit

(1) Items Provided by Means of Cash Grant

	Scale	Notes
Cap, plastic, RM Officers	1	
Blue serge uniform suit (tunic and trousers)	1	
Boots, Angle, Black	1	
Tie, Khaki	1	
Cash grant paid automatically by Unit HR Cell on receipt of OAL. Grants and allowances scale 305 refer.		

(2) Items Issued from Service Stocks

	Scale	Notes
Badge: Globe and Laurel, silver/anodised, lge (cap/beret)	1 pr	
Badge: Globe and Laurel, silver/anodised, sm (collar badge)	2	
Badge: Lion and Crown, anodised (cap/beret)	1	
Badge: Globe and Laurel, bronze (beret-combat dress)	1	
Badge: Lion and Crown (beret - combat dress)	1	
Stars, rank anodised 1.59 cms (blue tunic)	4	
Stars, rank bronze 1.29 cms (lovat tunic)	4	
Slide: Shoulder rank badges:		
Slide: Black on green (jersey h/w and shirt)	4	
Slide: DPM (combat jacket)	2	
Flashes: Royal Marines Commando, red on blue (jersey h/w)	1 pr	1
Flashes: Royal Marines Commando, black on green (DPM)	1 pr	1
Belt, waist, Corp pattern	1	
Beret, blue, RM	1	2
Braces	1 pr	
Clasp, knife	1	
Gloves, brown, cape	1 pr	
Jersey, Olive H/W	1	
Lanyard, blue (officers)	1	
Lanyard, AP	1	

	Scale	Notes
Letters, "RM"	1 pr	
Mug	1	
Shirts, stone, long sleeve	2	
Shirts, stone, short sleeve	3	
Shirts white, double-cuff	2	
Shoes black leather, with toe-cap	1 pr	
Shorts, blue	1 pr	
Shoes, fitness	1 pr	
Socks black	2 prs	
Socks combat, olive drab	3 prs	
Tie black	1	
Trousers, lovat barrack dress	1 pr	
Vest, blue, gym	2	

c. **Personal Loan Items**

	Scale	Notes
Belt, waist, green	1	
Boots, combat, assault	1 pr	
Bergen liner medium & large	1	
Bivvy poles	1	
Cap cold weather	1	
C95 to scale	1 set	3
Disc identity	2	
Drawers, cold weather	2	
Gun fenders (peltor)	1	
Insoles, for boots, combat assault	1 pr	
Liner, for combat jacket	1	
Sam Browne belt, right brace and frog	1 set	
Towels, hand, green	2	

d. **Mess Dress.** RMR Officers may provide themselves at their own expense with RM Officer's temperate mess dress. The alternative is mess undress uniform with white Marcella fronted shirt and black bow tie. Honorary Officers of the RMR may be issued with a Mess Undress Uniform at public expense on first appointment.

Notes:

1. *Issued when qualified.*
2. *Green beret to be maintained in lieu when qualified*
3. *C95 – comprising of:*



C95 jacket	Qty 2	Glove, CS95	Qty 1 pr
C95 shirt	Qty 3	C95 gaiters	Qty 1 pr
C95 trousers	Qty 3	Gortex outer jacket	Qty 1
Shirt, field, cw (Norwegian)	Qty 2	Gortex outer trousers	Qty 1
Shirt, 'T' olive	Qty 2	Fleece	Qty 1
Glove, contact	Qty 1 pr		

4. *RMR Officers undertaking FTRS are entitled to a gratuitous issue of those item that make up the shortfall between Scales 2 and 1. Gratuitous items will be made on first assignment only.*

3. SCALE 3 - RMR Officers - Additional Items Required on Transferring to the Regular Corps on a Special Short Service Commission

- a. No Cash Grant
- b. **Items Issued from Service Stocks**

	Scale	Notes
Bag, travelling	1	
Belt, waist, Corps pattern	1	
Cummerbund, scarlet	1	
Flashes, Royal Marines Commando, black on green (DPM)	5 pr	1
Holdall	1	
Knife, fork and spoon set	1	
Jersey, H/W Olive	1	
Lanyard, coloured (when required)	1	
Letters 'RM', bronze	1 pr	
Letters 'RM' anodised	1 pr	
Socks, black	1 pr	
Socks, combat, black	3 prs	
Whistle	1	

c. **Personal Loan Items**

	Scale	Notes
Boots, combat, assault	1 pr	
Combat 95 to scale	1 set	2
Headover	1	
Helmet, combat	1	
Helmet, cover	1	
Insoles for boot, combat assault	1	
Respirator, S10	1	
Vest, cold weather	2	

Notes:1. *For CS95*2. *CS95 – comprising of:*

CS95 jacket	Qty 2	Glove, CS95	Qty 1 pr
CS95 shirt	Qty 3	CS95 gaiters	Qty 1 pr
CS95 trousers	Qty 3	Gortex outer jacket	Qty 1
Shirt, field, cw (Norwegian)	Qty 2	Gortex outer trousers	Qty 1
Shirt, 'T' olive	Qty 2	Fleece	Qty 1
Glove, contact	Qty 1 pr		

4. SCALE 4 - RMR Officers - Officers Uniform to be Returned on Early Discharge

- a. Officers discharged within the first six months of service are to return all clothing issued in accordance with Chapter 40 Annex 40B [Para 1](#) Scale 1.
- b. Officers discharged after six months but with less than four years service are to return all items in [sub para d](#).
- c. Officers discharged with more than 4 years service are to return all items on Personal Loan and their General Service Respirator.

BRd 3(1)d. **Item**

	Scale	Notes
Respirator, haversack and canister	1	
Blue	1	
Lovat Suit	1	
Jacket, Mess, scarlet,	1	
Waistcoat, Mess, blue	1	
Cap, plastic officers	1	
Bag, travelling	1	
Waistcoat, white	2	1
Jacket, Mess, white	2	1
Jersey, H/W Green	1	
Luggage		2
All items held on Personal Loan as detailed in Kit record Book.		

**Notes:**

1. *Only if issued with Tropical Clothing.*
2. *Officers are required to refund the cash grant that is paid for the purchase of suitable luggage, unless they can provide the appropriate receipts for luggage bought. Officers who are unable to provide a receipt may submit an application for waiver to BRNC or CTCRM as appropriate. Each case will be dealt on its merits. JSP 754.*

ANNEX 40C

RM WOS, NCOS AND OTHER RANKS KIT SCALES

1. SCALE 1 - RM WOs, NCOs and Men Compulsory Kit Scales (Except Buglers and Band Ranks)

a. Basic Outfit. Items Issued from Service Stocks

	Scale	Notes
Badge: Globe and Laurel, anodised, lge (collar badge)	1 pr	
Badge: OR's, anodised (cap/beret)	2	
Badge: Globe and Laurel, bronze, sm (collar badge)	1 pr	
Badge: OR's, bronze (beret-combat dress)	1	
Letters: 'RM' anodised	1 pr	
Letters: 'RM' bronze	2 pr	
Bag, daysack, black	1	
Bag, linen, brown	1	
Bag travelling	1	
Belt, waist, Corps pattern	1	
Beret, blue, RM	2	1
Boots, ankle, army pattern (AP)	1 pr	
Braces	1 pr	
Cap, plastic, RM	1	
Flashes: Royal Marines Commando, red on blue (jersey h/w)	1 pr	1
Flashes: Royal Marines Commando, black on green (DPM5)	5 pr	1
Gloves cotton, white	1 pr	
Holdall	1	
Jacket, lovat, foul weather	1	9
Jersey, olive, H/W	1	
Knife, clasp	1	
Knife, fork and spoon set	1	
Lanyard, army pattern	1	
Mug	1	
Pillow slips, cotton	2	
Sheets, white	3	
Shirts, stone, long sleeve	2	
Shirt, stone, short sleeve	3	
Shoes, black, leather, DMS	1 pr	
Shoes fitness	1 pr	
Socks, combat black	5 prs	

BRd 3(1)

	Scale	Notes
Suit, Lovat (tunic and trousers)	1	
Tie, worsted, braid, drab	1	
Trousers, blue, serge No 1 Dress RM	1 pr	
Trousers, lovat (barrack dress)	1	8
Tunic blue, serge No 1 Dress RM	1	

b. Additional Items for New Entrants. Items Issued from Service Sources

	Scale	Notes
Face veil	2	2
JWH	1	2
Sheet	1	2
Shoes, training, indoor	1 pr	2
Shorts, PT, blue	2 prs	2
Socks, Gortex	1	2
Vest, blue	2	2

c. Additional Items for Certain Ranks**(1) Ranks in Detachments Afloat****(a) Items Issued from Service Sources**

	Scale	Notes
Jacket WP	1	
Shirt, AWD	3	3
Trousers, AWD	2 prs	3

(b) Items Provided on Personal Loan

	Scale	Notes
Helmet, white, Wolseley pattern	1	
Ball ornament, GM	1	
Front, plate	1	
Chain, chin, GM	1	
Boots, DMS	1 pr	

(c) Ranks in Commando Units

	Scale	Notes
Lanyard, coloured	1	

(2) **Chefs (issued immediately before qualifying course)-(items issued from Service stocks)**

	Scale	Notes
Jacket, food handlers	6	
Neckerchief	6	
Trousers, food handlers	4 prs	
Apron, food handlers	6	
Cap, food handlers	4	
Boots, DMS	1 pr	

(3) **Tradesmen (VMs, ARM, MM)-(items provided on personal loan)**

	Scale	Notes
Coveralls, green	5 prs	
Boots, DMS	1 pr	

(4) **Drivers-(items on personal loan)**

	Scale	Notes
Coveralls, green	2	
Boots, DMS	1 pr	

(5) **Mountain Leaders-(items on personal loan)**

	Scale	Notes
Tracksuit	1	

(6) **Physical Training Instructors - (items issued from Service stocks)**

	Scale	Notes
Tracksuit	2	
Shorts, white	3	
Socks, white	5	
Trousers, gym	2	
Waist, belt	1	
Vest, gym	5	
Indoor top, white,	2	
Sweatshirt, grey	2	
Shoe, fitness training	2	
Training shoe, indoor	2	6
Track suit, Gortex, blue	1	

I

BRd 3(1)**d. Additional Items Issued on Promotion****(1) Sergeant****(a) Items Provided by Uniform Grant via Unit HR Cell**

	Class I	Class II	Notes
Sergeant Mess Undress (Jacket & Trousers)	1		10



Note. Claims for Mess Dress uniform grants are to be submitted manually through JPA on form JPA F011.

(b) Items Issued from Service Sources

	Class I	Class II	Notes
Bow tie	1		
Sash, worsted, scarlet	1		
Shirt, evening, male/female	1		

(2) Warrant Officer 1**(a) Items Provided by Means of a Cash Grant**

	Scale	Notes
Tunic, blue No 1 Dress, officers' pattern material with stand-up collar	1	
Boots, officers pattern	1 pr	
Cap, plastic, officers pattern	1	

(b) Items Provided from Service Sources

	Scale	Notes
Badge, beret, anodised, officer's pattern	1	
Badge, cap, officer's pattern	1	
Badge, collar, anodised and silver	2	
Lanyard, blue, officers' pattern	1	
Shoes, black leather with toe caps, officers pattern	1 pr	

(3) Warrant Officer 2-(items provided from Service sources)

	Scale	Notes
Badge, split anodised (for cap & beret)	2	
Badge, split bronze (for beret)	1	
Gloves, brown, cape	1 pr	

e. **Tropical Outfit (issued on first occasion of need)**

	Scale	Notes
Buttons, anodised, large	4	
Buttons, anodised, small	6	
Jacket, stone	2	
Trousers, stone	2	
Rings, split	10	
Waist hooks, brass	1 pr	

Additional Items for Certain Ranks (Ranks in detachment afloat)

	Scale	Notes
Shorts, stone	2 prs	
Stockings, stone	2 prs	
Shoes Boat	1 pr	

f. **Personal Loan Items (all ranks)**

	Scale	Notes
Bag, kit, seaman's (large)	1	
Bag, kit, universal (small)	1	
Belt sword, brown leather	1	5
Belt, waist, green	1	
Boots, combat, assault	2 prs	
Bergen Liner, medium & large	1	
Bivouac poles	1	
Cap cold weather	1	
Combat 95	1 set	6
Disc, identity	2	
Drawers, cold weather	1 pr	
Gun fenders (Peltor)	1	
Helmet, combat	1	
Helmet cover	1	
Insoles for boots, combat assault	2 prs	
Plastic Equipment:		
Belt, waist, white	1	3
Locket union	1	3

	Scale	Notes
Respirator, S10 (canister, haversack, w/bottle cap)	1	
Sam Browne Belt, right brace and frog	1 set	7
Towels, hand, green	2	
TRS ECW liner	1 pr	
Vest, cold weather	2	

Notes:

1. *Only when qualified Beret Blue replaced with Beret Green.*
2. *Not required to be maintained after initial training.*
3. *Not Warrant Officers.*
4. *Local purchase only, further information available from SO Policy HMS TEMARAIRE.*
5. *WO2 and Provost Sergeant only.*
6. *CS95 – comprising of:*

CS95 jacket	Qty 2	CS95 shirt	Qty 3
CS95 trousers	Qty 3	Shirt, field, cw (Norwegian)	Qty 2
Shirt, 'T' olive	Qty 2	Glove, contact	Qty 1 pr
Glove, CS95	Qty 1 pr	CS95 gaiters	Qty 1 pr
Gortex outer jacket	Qty 1	Gortex outer trousers	Qty 1
Fleece	Qty 1		
7. *WO(1) only.*
8. *Barrack dress trousers, not from suit. Personnel serving within NCHQ, Staff College (Course Instructors and Students), HQ Staff as directed by Unit Commanding Officers and Drill Instructors who wear Lovats within the working environment are entitled to an additional pair of Lovat Trousers.*
9. *Issued as a gratuitous issue to all RM Band members, personnel serving within NCHQ, Staff College (Course Instructors and Students), HQ Staff as directed by Unit Commanding Officers and Drill Instructors who wear Lovats within the working environment.*
10. *This Uniform Grant is not retrospective, is a one-time only issue and applicable to new promotes to Sergeant from 01/04/09. Future maintenance costs are to be met at the individuals own expense.*



2. SCALE 2 - Royal Marines Band Service WOs, NCOs, Buglers and Musicians Compulory Kit Scales

a. Basic Kit (Males and Females)

(1) Items Provided Under Service Sources

	Bugler	Musician	Notes
Card, identity (MOD Form 90)	1	1	12
Disc, identity (and chain)	2	2	12
Sheets, white	3	3	1 & 28
Slips, pillow	2	2	1 & 28

(2) Items Issued from Naval Stores

	Bugler	Musician	Notes
Badge, beret, bronze (combat dress)	2	2	12
Badge, caps and beret, anodised	4	4	12
Badge, collar, anodised (for use in No 1A Dress - Regimental Blue Dress)	1 pr	1 pr	-
Bag, operational, black	1	1	12
Belt, waist, Corps pattern	1	1	12
Beret, blue	1	1	12
Boots, RM Band (George boot)	1 pr	1 pr	29
Boots, safety, Steel tow cap (PPE)	1 pr	1 pr	30
Braces	1 pr	1 pr	-
Cap, plastic, RM (male or female pattern)	2	2	29
Daysack, black	1	1	12
Dress cords, royal, silk	1	-	2
Dress cords, royal, worsted	1	-	3
Gloves, cotton, white (for use in No. 1A Dress - Regimental Blue Dress)	1 pr	1 pr	4 & 12
Greatcoat	1	1	5
Holdall, field, roll	1	1	12
Jersey, wool, heavy, olive	2	2	12
Letters 'RM', anodised (for use in No. 1A Dress - Regimental Blue Dress)	1 pr	1 pr	-
Letters 'RM', bronze (for use in stone shirts)	2 prs	2 prs	12
Raincoat, green	1	1	6

BRd 3(1)

'Royal Marines Band Service' shoulder flash, red on navy (jersey, wool, heavy)	1 pr	1 pr	7
'Royal Marines Band Service' shoulder flash, black on green	5 pr	5 pr	7
'Royal Band' shoulder flash, red on navy (jersey, wool, heavy)	1	1	8
'Royal Band' shoulder flash, navy on white	5	5	8
'Royal Band' shoulder flash, gold on navy (Band Ceremonial tunic & Blues tunic)	2	2	8
'Royal Band' shoulder flash, gold on green (Lovat jacket)	1	1	9
Shirts, stone, long sleeve	2	2	12
Shirts, stone, short sleeve	5	5	12
Shoes, black leather, DMS	1 pr	1 pr	10 & 12
Shoes, court style (females only - for use in Lovat and Mess Undress skirt)	1 pr	1 pr	7
Shoes, fitness (for indoor and outdoor use)	2 prs	2 prs	12
Socks, black	5 prs	5 prs	12
Trousers, blue, No. 1A Dress - Regimental Blue Dress	3 prs	-	11
Trousers, Lovat - barrack dress (males only)	2 prs	2 prs	12 & 27
Tunic blue, No. 1A Dress - Regimental Blue Dress	1	1	-
Shorts, PT, blue	2 prs	2 prs	12
Socks, PT, white	2 prs	2 prs	12
T-shirt, gym, white	2	2	12

(3) Personal Loan Items Issued from Specialist Clothing

	Bugler	Musician	Notes
Armour, body, cover	1	1	12 & 28
Armour, body, fill	1	1	12 & 28
Bag, linen	1	1	12
Bag, shelter	1	1	12
Bag, sleeping	1	1	12
Belt, PLCE			12
Belt, waist, green	1	1	12
Bergen, pack	1	1	12

Boots, combat, assault, brown	2 prs	2 prs	12	
Bottles, water	2	2	12	
Bungees	4	4	12	
Cap, cold weather	1	1	12	
Case, tool, entrenching	1	1	12	
Cover, bag, sleeping	1	1	12	
Cover, helmet	1	1	12	
Daysack, MTP	1	1	12	
Defenders, ear	1	1	12	
Drawers, thermal	2	2	12	
Gaiters	1 pr	1 pr	12	
Gloves, contact	1	1	12	
Gloves, leather	1	1	12	
Headover	1	1	12	
Helmet	1	1	12	
Jacket, buffalo	1	1	12	
Jacket & trousers, thermal	1	1	12	
Karabiner	1	1	12	
Knife, clasp (and lanyard)	1	1	12	
Knife, fork and spoon set	1	1	12	
Liner, bag, large	1	1	12	
Liner, bag, small	2	2	12	
Mat, sleeping	1	1	12	
Mug, metal	1	1	12	
Mug, plastic, green	1	1	12	
Pad, hip	1	1	12	
Pouch, ammunition	2	2	12	
Pouch, bottle, water	1	1	12	
Pouch, utility	1	1	12	
Pouches, side	2	2	12	
Respirator and haversack	1	1	12	
Sack, compression	1	1	12	
Sheet, shelter	1	1	12	
Shirt, MTP	3	3	12	
Smock, combat, MTP	2	2	12	
Smock, Gortex	1	1	-12	

BRd 3(1)

Socks, Gortex	1 pr	1 pr	12
Strap, utility	2	2	12
Tins, mess	1 set	1 set	12
Tool, entrenching	1	1	12
Towel, green	2	2	12
Trousers, Gortex	1	1	12
Trousers, MTP	3	3	12
T-shirt, green/brown	4	4	12
Undershirt, thermal, fleece	2	2	12
Vest, thermal	2	2	12
Whistle	1	1	12
Yoke, main	1	1	12

(4) Items Provided Under Contract – Naval Stores (Special Measure)**(a) Male Ranks**

	Bugler	Musician	Notes
Apron, leg, white	3	-	-
Trousers, blue, No. 1 Dress, RM Band (thick stripe)	-	3 prs	-
Tunic, blue, No. 1a Dress	1	1	-
Tunic, blue, yellow braided, No. 1 Dress - Ceremonial Blue Dress (Band Corporal and below) with yellow embroidered collar badge	1	1	-
Tunic, blue, gold braided, No. 1 Dress - Ceremonial Blue Dress (Band Sergeant and above) with gold embroidered collar badge	1	1	-
Tunic, blue, gold braided, No. 1 Dress - Ceremonial Blue Dress (Drum Majors' pattern) with gold embroidered collar badge	1	-	13
Trousers, overalls, blue, officers' pattern (thick stripe)	1 pr	-	13
Frockcoat	1	1	14

(b) **Female Ranks**

	Bugler	Musician	Notes
Apron, leg, white	3	-	-
Skirt, Lovat - barrack dress	1	1	-
Trousers, Lovat - barrack dress	1	1	-
Trousers, blue, No. 1 Dress (thin stripe)	3 prs	-	-
Trousers, blue, No. 1 Dress (thick stripe)	-	3 prs	-
Tunic, blue, No. 1A Dress	1	1	-
Tunic, blue, yellow braided, No.1 Dress - Ceremonial Blue Dress (Band Corporal and below) with yellow embroidered collar badge	1	1	-
Tunic, blue, gold braided, No. 1 Dress - Ceremonial Blue Dress (Band Sergeant and above) with gold embroidered collar badge	1	1	-
Tunic, blue, gold braided, No. 1 Dress - Ceremonials Blue Dress (Drum Majors' pattern) with gold embroidered collar badge	1	-	13
Trousers, overalls, blue, officers' pattern (thick stripe)	1 pr	-	13
Frockcoat	1	1	14

b. **Tropical Clothing Issued from Naval Stores - initial issue during final year of training - scale to be maintained (Male & Female Ranks)**(1) **Items Issued from Naval Stores**

	Bugler	Musician	Notes
Badge, collar, anodised (for use in white tunic)	1 pr	1 pr	-
Brassard, white (for rank badges and/or "Royal Band" shoulder flash)	1	1	15
Buckle, anodised (for use in white tunic - cloth belt)	2	2	-
Buttons, anodised (5 x large & 4 x small) and 9 x split rings (for use in white tunic)	1 set	1 set	-
Cummerbund, red	1	1	-
Hooks, waist, brass (for use in white tunic - sides)	2	2	-
Letters 'RM', anodised (for use in white tunic and red sea rig)	2 prs	2 prs	-
Shirt, white, short sleeve	2	2	-

BRd 3(1)

Shoes, white, tropical	1 pr	1 pr	-
Shoulder flash, 'Royal Band', gold on navy (for brassard)	1	1	8
Shoulder straps, white (for letters: "RM", anodised)	1 pr	1 pr	15
Socks, white	2	2	-
Trousers, white, No. 1AW Dress - Tropical Ceremonial Dress, officers' pattern (provided under contract)	2	2	14
Trousers, white, No. 1AW Dress - Tropical Ceremonial Dress, other ranks	2	2	-
Tunic, white, No. 1AW Dress - Tropical Ceremonial Dress, officers' pattern (provided under contract)	2	2	14
Tunic, white, No. 1AW Dress - Tropical Ceremonial Dress, other ranks	2	2	-

(2) Additional Items Issued to Buglers and Musicians when Serving Afloat

	Bugler	Musician	Notes
Shorts, stone	2 prs	2 prs	-
Stockings, stone	2 prs	2 prs	-
Trousers, stone	2 prs	2 prs	-

c. Additional Items to be Provided by the Individual (Male & Female Ranks)

	Bugler	Musician	Notes
Brush, clothes	1	1	-
Brush, shoe cleaning	1	1	-
Brush, shoe polishing	1	1	-
Nightwear	2	2	-
Sewing kit	1	1	-
Scissors	1 pr	1 pr	-
Towels, hand	2	2	-

d. Additional Items Issued from Naval Stores for RM Bands Portsmouth and CTCRM Ranks (Male & Female Ranks)

	Bugler	Musician	Notes
Cap, plastic (male or female pattern)	-	1	16

e. **Additional Items issued on Promotion**(1) **Band Sergeant and Sergeant Bugler**(a) **Items Issued from Naval Stores**i. **Male Ranks**

	Bugler	Musician	Notes
Badge, collar, bronze (for use in Lovat suit)	1 pr	1 pr	17
Bow tie	1	1	-
Letters: "RM", bronze (for use in Lovat suit)	1 pr	1 pr	17
Sash, worsted, scarlet	1	1	-
Shirt, white (Marcella style)	1	1	-
Suit, No. 1B Dress - Lovat Dress (tunic and trousers)	1	1	17
Tie, worsted, braid, drab (for use in Lovat suit)	1	1	17

ii. **Female Ranks**

	Bugler	Musician	Notes
Badge, collar, bronze (for use in Lovat suit)	1 pr	1 pr	17
Bow tie	1	1	-
Cummerbund, black	1	1	-
Letters: "RM", bronze (for use in Lovat suit)	1 pr	1 pr	17
Sash, worsted, scarlet	1	1	-
Shirt, white (Marcella style – female officers' pattern)	1	1	-
Suit, No. 1B Dress - Lovat Dress (tunic and trousers)	1	1	17
Tie, worsted, braid, drab (for use in Lovat suit)	1	1	17

(b) **Items Provided Under Contract**iii. **Male Ranks**

	Bugler	Musician	Notes
Sergeant Mess Dress (jacket & waistcoat)	1	1	-
Sergeant Mess Dress (trousers)	1	1	-

iv. **Female Ranks**

	Bugler	Musician	Notes
Sergeant Mess Dress (jacket)	1	1	-
Sergeant Mess Dress (skirt)	1	1	-
Suit, Lovat (tunic and trousers)	1	1	17

BRd 3(1)**(2) Warrant Officer Class 2 (Male & Female Ranks)****(a) Items Issued from Naval Stores**

	Bugler	Musician	Note
Badge, beret, bronze, split (combat dress)	1	1	-
Badge, cap and beret, anodised, split	2	2	-
Gloves, brown, cape	1 pr	1 pr	-

(3) Warrant Officer Class 1 (Male & Female Ranks)**(a) Items Issued from Naval Stores**

	Bugler	Musician	Note
Badge, beret, anodised and silver, officers' pattern	1	1	-
Badge, cap, anodised and silver, officers' pattern	1	1	-
Badge, collar, anodised and silver, officers' pattern	3 prs	3 prs	-
Lanyard, officers' pattern, blue	1	1	-
Shoes, leather with toe caps, black, officers' pattern	1 pr	1 pr	-
Tie, braided, light khaki (for use in Lovat suit)	1	1	17

(b) Items Provided by Means of a Cash Grant

	Bugler	Musician	Note
Boots, officers' pattern	1 pr	1 pr	-
Cap, plastic, officers' pattern	1	1	-
Tunic, No. 1A Dress - Regimental Blue Dress (officers' pattern material with stand-up collar)	1	1	-

f. Personal Loan Items issued from Supply Officer Music (Male & Female Ranks)

	Bugler	Musician	Notes
Ball ornament, helmet (WO1s wear officers' pattern)	1	1	18
Belt, dress, Drum Major's pattern	1	-	13
Belt, sword, band ceremonial (white or gold straps)	1	1	19
Belt, Sam Browne, leather (issued on WO1 course)	1	1	14
Belt, sword, leather, brown	1	1	-
Belt, waist, white, plastic (including plastic runners and backing piece)	1	1	-
Carriage, drum, white, plastic	1	1	20
Cane, parade	1	-	21

Chain (stay), chin, helmet	1	1	18
Cord, bugle	1	-	-
Cross strap, white, plastic (for use with pouch)	-	1	22
Drum, case (for drum)	1	-	-
Front, plate, helmet (WO1s wear officers' pattern)	1	1	18
Gloves, white, pimpled	3 prs	-	-
Gauntlets, Drum Major's pattern	1	-	13
Gauntlets, bass drummer's pattern	-	1	23
Helmet, white, Wolseley pattern	1	1	-
Locket Union & side brasses, gold plated	1	1	18
Instrument(s), musical (according to category)	1 set	1 set	-
Pouch, device, metal (for use with cross strap)	-	1	22
Pouch, music, plastic	-	1	22
Protector, drum, cushioned (red)	1	-	-
Staff, Drum Major's	1	-	13
Sword and scabbard, ceremonial (white or gold sword knot)	1	1	19
Sword and scabbard, leather, brown (when required)	1	1	19

g. Additional Items Supplied from Naval Stores (Special Measure) Local Purchase (Male & Female Ranks)

	Bugler	Musician	Note
Apron, bass, blue (for use in No, 1/1A Dress)	-	1	24
Apron, bass, white (for use in No. 1AW Dress - Tropical Ceremonial Dress)	-	2	24
Cover, suit, protective	1	1	-
Sash, waist, crimson (officers' pattern)	1	1	14
Wellington boots (officers' pattern)	1 pr	-	13

h. Additional Items Supplied from Naval Stores as Required (Female Ranks)

	Bugler	Musician	Note
Cardigan, maternity	1 set	1 set	25
Dress, maternity	1 set	1 set	25
Shirt, maternity	1 set	1 set	25
Trousers, Lovat	1 pr	1 pr	26
Trousers, blue, No. 1 Dress	1 pr	1 pr	26



Notes:

1. *Issued from the Accommodation Office.*
2. *Only issued to Bugle Majors on appointment.*
3. *Not Bugle Majors.*
4. *Buglers issued additional 3 x pairs annually from SO(M) for use in Band Ceremonials.*
5. *Greatcoat issued during the final year of M3/B3 training.*
6. *Gratuitous issue to all RMBS personnel.*
7. *Only issued when M3/B3 qualified.*
8. *Only issued to RM Band Portsmouth ranks.*
9. *Only issued to RM Band Portsmouth Bandmaster, Drum Major & Bugle Major.*
10. *Females to be issued with either one pair of Gibson Shoes or male equivalent RN style shoes (individual's preference).*
11. *Male Buglers requiring No. 1 trousers 'outside stock ranges' are entitled to trousers provided under contract iaw Para 2.a.4.[sub para \(a\)](#). above. Female Buglers are not entitled to No. 1 trousers from Naval Stores (Special Measure) if already issued under contract.*
12. *Issued to New Entries on arrival at CTCRM.*
13. *Only issued on successful completion of the Drum Major course.*
14. *Only issued to WO1s.*
15. *For wear in Red Sea Rig and Full Whites (provided under contract).*
16. *Only issued to Musicians on joining Portsmouth or CTCRM Band. For wear with appropriate band 'royal cypher(s)'.*
17. *Only issued to WOs, SNCOs or other RMBS ranks iaw BRd 3(1), Part 6, Chapter 40, Section 2, [Para 4011](#).*
18. *Trainees to be issued gold plated locket union, helmet plate, ball ornament and chin stay during Term 2.*



19. *Only issued to Bandmasters, Drum Majors and Bugle Majors.*
20. *Only issued to Buglers and percussionists.*
21. *Only issued to Drum Majors on successful completion of the Drum Major course and Bugle Majors on appointment.*
22. *Not issued to tuba players.*
23. *Only issued to bass drummers.*
24. *Only issued to tuba and euphonium players.*
25. *Clothing combinations to be issued in accordance with BRd 3(1), Part 6, Chapter 38, Section 1, Para 3814.*
26. *Previously issued Lovat and No 1 trousers are to be altered to fit. Replacement trousers to be issued on return to work following pregnancy.*
27. *Females to receive 1 pr of 'male' lovat barrack dress trousers for used during IMT.*
28. *Temporary loan.*
29. *Item provided by Naval Stores and issued to New Entries during Initial Military Training.*
30. *Trainees to be issued Personal Protective Equipment (PPE) safety boots during Term 2. Coveralls and gloves to be held in each RMBS Unit as pool items. PPE is for use during band loading/unloading parties.*

3. Scale 3 - Home Retention Scale of Kit for Male RM RFR Personnel

The Home Retention Scale of Kit listed below is to be retained on discharge from active service by RM WOs, NCOs with a Reserve liability.

Item	Scale
Respirator and haversack	1
Badges G&L/L&C, bronze (as appropriate)	1 of each
Badges, rank, slides, on green	2 sets
Bag travelling	1
Belt, waist, Corps pattern	1
Belt, waist, green	1
Beret, green	1
Boots, combat, assault	1 pr
C95 Shirt	2
C95 Trousers	2
C95 Field Jacket	1
C95 Rank Slides	(as appropriate)
Disc, identity	2
Jersey, H/W olive	1
Kit, record, book	1
Kit bag, universal	1
Knife, fork and spoon	1 set
Mug, green	1
Shoes, fitness training	1 pr
Towel, hand, green	1

4. Scale 4 - Home Retention Scale of Kit for Female RM RFR Personnel

The Home Retention Scale of Kit listed below is to be retained on discharge from active service by female RM WOs, NCOs Musicians and Buglers with a Reserve liability.

Item	Scale
Beret, blue	1
Badges, G&L/L&C, bronze (as appropriate)	1 of each
Badges, rank slides, black on green	2 prs
Belt, waist, Corps, pattern	1
Belt, waist, green	1
Boots, combat, assault	1 pr
Boots, combat, assault, insoles	2
Defenders, ear	1 pr
Disc, identity, stainless steel c/w chain and connectors	2
Jersey, wool, heavy	1
Kit record book	1
Kitbag, universal	1
Knife, fork and spoon	1 set
Mug, green	1
Shoes, fitness, training	1 pr
Skirt, lovat, barrack dress	1
Socks, GS, olive drab	2 prs
Towel, hand, green	1

5. Scale 5 - Royal Marines/RM Band - Scale of Uniform to be Taken to Military Corrective Training Centre

a. Items Available from Service Sources

	Scale	Notes
Badge, beret, anodised	1	
Badge, beret, bronze	1	
Badge, bronze letter, 'RM'	2	
Badge, collar, bronze	2	
Bag, kit, seaman's	1	
Beret green or blue	1	
Belt, Corps, pattern	1	
Belt, waist, white and locket union	1	
Boots, combat, assault	1 pr	
Boots, ankle, Army pattern	1 pr	
Cap, plastic, RM	1	
Combat, 95	1 set	See Note
Jersey, wool, heavy	2	
Respirator, complete with haversack and canister	1	
Shirt, short sleeve, stone	2	
Shirt, long sleeve, stone	2	
Shoes, black, leather, DMS	1 pr	
Shoes, PT	1 pr	
Socks, GS	4 prs	
Suit, lovat (tunic and trousers)	1	
Tie, worsted, braid, drab	1	
Towel, hand, green	2	
Trousers, lovat, barrack dress	1 pr	

b. **Items to be Provided by the Individual**

	Scale	Notes
Brush, clothes	1	
Brush, hair	1	
Brush, shoe, cleaning	1	
Brush, shoe, polishing	1	
Cloth, face	1	
Comb	1	
Dusters	2	
Razors (disposable) (male personnel)	1 pkt	
Shampoo (unopened)	1	
Shoe polish (unopened)	1	
Soap	3 bars	
Toothpaste	1	
Toothbrush	1	
Twisters/elastics	4	
Underwear	5	
Washing powder (unopened)	1	

c. **Female Personnel**

	Scale	Notes
Bun, nets and grips (long hair)	-	
Sanitary Towels	-	
Tights	-	

**Note.** CS95 – comprising of:

CS95 jacket	Qty 2
CS95 shirt	Qty 3
CS95 trousers	Qty 3
Shirt, field, CW (Norwegian)	Qty 2
Shirt, 'T' olive	Qty 2
Glove, contact	Qty 1 pr
Glove, CS95	Qty 1 pr
CS95 gaiters	Qty 1 pr
Gortex outer jacket	Qty 1
Gortex outer trousers	Qty 1
Fleece	Qty 1

6. Scale 6 - Naval Careers Service Male RM/RM Band Service RFR Careers Adviser (CA)

a. Items Provided by Contract

	Scale	Replacement Rates	Notes
Badge, breast, Naval Careers Service	2	As required	1
Trousers, blue, No 1 Dress RM (including Buglers)	1	Nil	4
Trousers, blue, No 1 Dress RM Band (Band Ranks)	1	Nil	4
Tunic, blue, No 1 Dress RM	1	Nil	4

b. Items Issued from Service Sources

	Scale	Replacement Rates	Notes
Badge, Anodised (for cap and beret)	2	As required	
Badge, Anodised, collar (for blue tunic)	2	As required	
Anodised, letters 'RM'	2	As required	
Bronze, letters 'RM', collar (for lovat tunic)	2	As required	
Bronze, letters 'RM'	4	As required	
Belt, waist, Corps pattern	1	As required	
Beret, green (except RM Band Service)	1	As required	
Cap, plastic, officers	1	As required	6
Cap, plastic, RM	1	As required	7
Flashes, shoulder (for jersey, wool, heavy, olive)	2	As required	
Gloves, brown, cape	1 pr	As required	8
Gloves, cotton, white	1 pr	As required	9
Jacket, Wet Weather, RM, Olive Green	1	As required	10
Jersey, wool, heavy, olive	1	As required	
Lanyard, blue, officers' pattern	1	As required	6
Shirt, mans, stone, long sleeve	4	As required	
Shirt, mans, stone, short sleeve	4	As required	
Shoes, black leather, DMS	1 pr	As required	7
Shoes, black leather, with toe caps, officers' pattern	1 pr	As required	6
Socks, combat GS, olive drab	2 prs	As required	
Socks, black, officers	2 prs	As required	
Suit, lovat (tunic, trousers and belt with bronze buckle) inc ex RM Band	1	Every 5 years	4
Tie, worsted, braid, drab	2	As required	7
Tie, khaki, light braided	2	As required	6
Trousers, lovat (barrack dress)	2	1 every year	4

Notes:

1. *These items are to be issued on initial entry into the Naval Careers Service in addition to the Home Retention Scale of kit retained on discharge from active service in accordance with Scale 4.*
2. *Consistent with [Para 4009](#), a CA2 is entitled on advancement to CA1 to a gratuitous initial issue, if not previously received, of 2 ties, khaki, light braided together with the additional W01 items laid down in Para 1 d [sub para \(2\)](#) of Scale 1 in Annex 40C, and W01 badges in accordance with the scales laid down in [Section 1](#) of Annex 40D.*
3. *The Naval Careers Service breast badges, (one with pin fastener and one with magnetic fastener), to be provided by Captain Naval Recruiting contract.*
4. *These items may be exchanged for new items, if necessary, at the intervals specified or earlier if there is sufficient evidence that respectable wear or damage is due to Service reasons beyond the owner's control.*
5. *A CA3 is entitled on advancement to CA2 to a gratuitous initial issue, if not previously received, of Colour Sergeant badges in accordance with the scales laid down in [Section 1](#) of Annex 40D.*
6. *Issued only to CA1s and those CA2s and CA3s wearing the rank of W01.*
7. *Not issued to CA1s and those CA2s and CA3s wearing the rank of W01.*
8. *Issued only to CA1s and those CA2s and CA3s wearing the rank of W01 or W02.*
9. *Issued only to CA2s and CA3s wearing the rank of Colour Sergeant or Sergeant.*
10. *Issued as a gratuitous issue to all RMs and RM Band members, personnel serving within NCHQ, Staff College (Course Instructors and Students), HQ Staff as directed by Unit Commanding Officers, RM Careers Service personnel and Drill Instructors who wear Lovats within the working environment.*



7. Scale 7 - Naval Careers Service Female RM Band Service RFR Careers Adviser (CA)**a. Items Provided by Contract**

	Scale	Replacement Dates	Notes
Badge, breast, Naval Careers Service	2	As required	3
Cap, plastic, female musicians	2	As required	3
Shirt, stone, long sleeve	4	As required	
Skirt, lovat (barrack dress)	1	Every 2 years	4
Trousers, lovat (barrack dress)	1	Every 2 years	4
Trousers, blue, No 1 Dress RM (Buglers)	1	Nil	4
Trousers, blue, No 1 Dress RM Band (Musicians)	1	Nil	4
Tunic, blue, No 1 Dress RM	1	Nil	4

b. Items Issued from Service Sources

	Scale	Replacement Dates	Notes
Badge, Anodised (for cap)	2	As required	
Badge, Anodised, collar (for blue tunic)	2	As required	
Anodised, letters 'RM'	2	As required	
Bronze, letters 'RM' collar (for lovat tunic)	2	As required	
Bronze, letters 'RM'	4	As required	
Belt, waist, Corps pattern	1	As required	
Flashes, shoulder (for jersey, wool, heavy, olive)	2	As required	
Jacket, Lovat, foul weather	1	As required	9
Jersey, wool, heavy, olive	1	As required	
Lanyard, blue, officers' pattern	1	As required	6
Shirt, stone, short sleeve	4	As required	
Shoes, black leather, DMS	1 pr	As required	7
Shoes, black leather, non-slip soles, officers' pattern	1 pr	As required	6 and 8
Slides, shoulder, white on lovat rank badge	1 pr	As required	
Socks, combat GS, olive drab	2 prs	As required	
Socks, thin, black	2 prs	As required	
Tie, khaki, light braided	2	As required	7
Tie, worsted, braid, drab	2	As required	8

Notes:

1. *These items are to be issued on initial entry into the Naval Careers Service in addition to the Home Retention Scale of kit retained on discharge from active service in accordance with [Para 4](#) Scale 5.*
2. *Consistent with [Para 4009](#), a CA2 is entitled on advancement to CA1 to a gratuitous initial issue, if not previously received, of 2 ties, khaki, light braided together with the additional W01 items laid down in Para 1 d [sub para \(2\)](#) of Scale 1 in Annex 40C, and W01 badges in accordance with the scales laid down in [Section 1](#) of Annex 40D.*
3. *The Naval Careers Service breast badges, (one with pin fastener and one with magnetic fastener), to be provided by Captain Naval Recruiting contract.*
4. *These items may be exchanged for new items, if necessary, at the intervals specified or earlier if there is sufficient evidence that respectable wear or damage is due to Service reasons beyond the owner's control.*
5. *A CA3 is entitled on advancement to CA2 to a gratuitous initial issue, if not previously received, of Colour Sergeant badges in accordance with the scales laid down in [Section 1](#) of Annex 40D.*
6. *Issued only to CA1s and those CA2s and CA3s wearing the rank of W01.*
7. *Not issued to CA1s and those CA2s and CA3s wearing the rank of W01.*
8. *As issued to females in the Royal Navy.*
9. *Issued as a gratuitous issue to all RM Band members, personnel serving within NCHQ, Staff College (Course Instructors and Students), HQ Staff as directed by Unit Commanding Officers, RM Careers Service personnel and Drill Instructors who wear Lovats within the working environment.*



8. Scale 8 - RM Ranks Uniform to be Returned on Early Discharge

- a. Ranks discharged within the first six months of service are to return all clothing issued in accordance with Chapter 40 [Annex 40C](#) Scales 1, 2 and 3.
- b. Ranks discharged after six months but with less than four years' service are to return all items in [sub para d](#).
- c. Ranks discharged with more than 4 years' service are to return all items on personal Loan and their Respirator.
- d. **Items**

	Scale	Notes
Respirator and haversack	1	
Bag, travelling	1	
Beret, green/blue	1	
Cap, plastic, RM	1	
Tunic, white	2	See Note
Trousers, white, PV	2	See Note
Jersey H/W, olive	1	
Lovat Uniform	1	
Trousers, blue, No 1 Dress	1	
Tunic, blue, No 1 Dress	1	
Trousers, lovat	1	
Pillow slip	2	
Sheets ratings	3	
Shoes, black leather, DMS	1	
Boots Army Pattern	1	
All items held on Personal Loan as detailed in Kit Record Book.		



Note. Band Ranks only.

ANNEX 40D

RM BADGES AND INSIGNIA

SECTION 1 - BRANCH SPECIALIST QUALIFICATIONS, SKILL AND SPECIAL BADGES

1. Gratuitous Issue Of Badges

a. On Entry (all ranks)

Item	Scale
Cap/beret badge	2 anodised (for cap and beret)
	1 bronze (for beret with combat dress)
Collar badge	2 anodised (for blue tunic)
	2 bronze (for lovat tunic)
Letters RM	2 anodised (for blue, white and stone tunics, stone shirts and greatcoat)
	4 bronze (for lovat tunic and stone shirt 3A Dress)

b. On Promotion

(1) Lance Corporal, Corporal, Sergeant

Item	Scale
Rank badge (chevrons)	1 set gold on scarlet (for blue tunic)
	1 set gold on green (for lovat tunic)
	3 sets white on khaki drill (for stone shirts)
	2 black on green (for JWH)

(2) Colour Sergeant

Item	Scale
Globe and laurel arm badge	1 gold on blue (for blue tunic)
Crown for addition to chevrons	1 gold on green (for lovat tunic)
	3 white on khaki drill (for stone-coloured shirts)
	2 black on green (for JWH)
Complete badge (crown and chevrons)	1 pr white on lovat (for raincoat) Band Ranks only

(3) **WO1, WO2, WO2 (Bandmaster)**

Item	Scale
Rank badges	1 gold on blue (for blue tunic)
Royal Arms	1 gold on green (for lovat tunic)
Crown in Wreath	1 pr white on lovat (for raincoat) Band Ranks only
	2 black on green (for JWH)
	1 anodised (for shirt-sleeve orders)
Cap badge (divided pattern - W01 to have Officers' pattern)	2 anodised (for cap and beret)
	1 bronze (for beret with combat dress)
Wrist strap, leather	1 (if not already issued)

c. **Additional Issues to Ranks Provided with Combat Dress**

Item	Scale
NCOs - Rank badge	C95 Rank Slide (for C95 and windproof smocks)
WOs - Rank badge	C95 Rank Slide (for C95 and windproof smocks)
King's badge	1 gold on blue (for blue tunic)
	1 gold on green (for lovat tunic)
	1 gold on scarlet (for mess jacket)
	2 black on green (for JWH)
	3 khaki drill (for stone shirts)
Prince's badge	1 silver on blue (for blue tunic)
	1 silver on green (for lovat tunic)
	1 gold on scarlet (for mess jacket)
	2 black on green (for JWH)
	3 khaki drill (for stone shirts)
Commandant General's Shooting Badge	1 gold on blue (for blue tunic)
	1 yellow thread on green (for lovat tunic)
Parachutist badge	1 gold on blue (for blue tunic)
	1 gold on green (for lovat tunic)
	3 light blue on khaki drill (for stone shirts)
	2 light blue on green (for JWH)
	5 BOD (for C95)

Pilot and Observer badges	2 gold/silver on blue (for blue and lovat tunics)
	3 light blue/gold on blue (for stone shirts)
Air Gunner badge	5 light blue/gold on blue (for blue, lovat tunics and stone shirts)
Army Parachute Jump Instructor badge (APJI)	1 scarlet on gold (for mess dress)
	2 gold on blue (for blue and lovat tunics)
	3 light blue on khaki drill (for stone shirts)
	4 light blue on green (for JWH)

d. **Additional Issues to Cook Ranks (Colour Sergeant and below)**

Item	Scale
Rank badge	4 sets scarlet on white to ranks afloat
	6 sets to ranks ashore for wear on jackets food handlers issued on individual loan.

e. **Additional Issues to Band and Bugler Ranks (On Appointment to Staff Bands - All Ranks)**

Item	Scale	
Special Cap/badge	2 anodised or gilt	PORTSMOUTH Band only
Royal Cypher EIIR/PP	1 anodised or gilt	
Royal Cypher EIIR/PP with crown	2 anodised or gilt	
Royal Cypher GVR	1 anodised or gilt	
Royal Band Badge	1 gold on blue	PORTSMOUTH BAND only. (Subject to formal approval and introduction)
	1 gold on green	
	5 blue on white	
	2 red on blue	

f. **On Appointment**(1) **Drum Major and Bugle Major**

Item	Scale
Rank badge	1 set gold on scarlet chevrons (for blue tunic)
	1 gold on blue drum/bugle (for blue tunic)
	1 set gold on green chevrons (for lovat tunic)
	1 gold on green drum/bugle (for lovat tunic)
	1 pr white on lovat (for raincoat)
	1 anodised (for shirt sleeve orders)
Cap badge (divided pattern)	2 anodised
	1 bronze
Wrist strap, leather (if not already issued)	1

(2) **Provost Sergeant**

Item	Scale
Rank badge	1 set gold on scarlet chevrons (for blue tunic)

(3) **WO2s only**

Item	Scale
Rank badge	1 set gold on green chevrons (for lovat tunic)
	1 pr white on lovat (for raincoat) Band Ranks only
	4 black on green (for JWH and GS shirts)

(4) **Colour Sergeant, Sergeant and WO2s**

Item	Scale
Wrist strap, leather (if not already issued)	1

g. **On Qualifying for Branch, Specialist Qualification, Skill or Special Badge**

Item	Scale
Royal Marines Commando flash	4 red on blue (for JWH)
	8 black on green (for Combats)
Royal Marines Band Service flash	4 red on blue (for JWH)
3 Commando Brigade Dagger	4 red on black (for Combats)
Band Service and Bugler Branch badges	3 gold on blue (for blue, ceremonial and white tunic (Portsmouth Band only))
	2 black on green (for JWH)
<i>Other Branch Badges</i>	
Telecommunications Technician and Tradesmen	1 gold on blue
Specialist Qualification and Skill badges	1 gold on blue
	2 scarlet on white (for PTI vest, sweater)

h. **On Award of Good Conduct Badge - Marines, Musicians and Buglers**

Item	Scale
Good Conduct badges (Sets of 1, 2 or 3 chevrons as appropriate)	1 set gold on scarlet (for blue tunic)

i. **Additional Issues to Ranks Provided with Tropical Clothing**(1) **All Entitled Ranks**

Item	Scale
King's badge	2 khaki on khaki drill (for stone jackets)
Prince's badge	2 khaki on khaki drill (for stone jackets)
	1 scarlet on white (for white tunic, Band Service)
Parachutist and APJI badges	2 light blue on khaki drill
Pilot, Observer and Air Gunner badges	2 light blue/gold on blue
Good Conduct badge (sets of 1, 2 or 3 chevrons as appropriate)	2 set white on khaki drill

(2) **Band and Bugler Ranks**

Item	Scale
Branch badge	2 khaki on khaki drill

BRd 3(1)**(3) Colour Sergeant and below**

Item	Scale
Rank badge (chevrons)	2 sets white on khaki drill
	1 set gold on scarlet chevrons, gold on blue badges (for white tunic, Band Service)

(4) Warrant Officers

Item	Scale
Rank badge	2 sets white on khaki drill
	2 sets gold on scarlet
	1 gold on blue (for white tunic, Band Service)

(5) On appointment (Drum Major, Bugle Major)

Item	Scale
Rank badge	3 sets gold on scarlet chevrons for stone tunic
	3 gold on blue drum or bugle (for white tunic, Band Service)

(6) Ranks serving in the RM Band Portsmouth - On issue of white tunic (if entitled)

Item	Scale
Rank badges	1 set gold on blue
Prince's badge	1 silver on blue
Good Conduct badges (sets of 1, 2 or 3 chevrons as appropriate)	1 set gold on blue

SECTION 2 - WO, NON COMMISSIONED OFFICERS RANK BADGES

2. WO, Non-Commissioned Officers Rank Badges

Rank	Badge	How Worn
WO1	Royal Arms	Bottom point of badge 8mm above point of slash on tunic sleeve or cuff on greatcoat. Bottom point of badge 100mm above bottom of sleeve on jersey, wool, heavy, and combat jackets
WO2	Crown in laurel wreath	As above
WO2 (Bandmaster)	Lyre in laurel wreath, surmounted by crown (Note 1)	As above
WO2 (Bugler)/Bugle Major	Four chevrons, placed individually	Inner angle of lowest chevron 8mm above point. Point upwards, with bugle of slash on tunic or cuff on greatcoat. Inner angle of lowest chevron 100mm above bottom sleeve on jersey, wool, heavy and combat jackets
Drum Major	Four chevrons, placed individually, point upwards, with drum (Note 2)	As above
Provost Sergeant	Three chevrons, point upwards	As above (Note 3)
Colour Sergeant	Three chevrons, point downwards, surmounted by a crown	Bottom point of lowest chevron 8mm above cuff surmounted by a crown (Note 4) on greatcoat, 17cm below shoulder seams on jerseys, heavy, wool and 27cm below shoulder seam on all other garments.
Sergeant	Three chevrons, point downwards	As above
Corporal	Two chevrons, point downwards	As above
Lance Corporal	One chevron, point downwards	As above



Notes:

1. *On greatcoat and wrist strap the WO2 crown in laurel wreath is worn.*
2. *On jersey, wool, heavy and combat garments the general duties rank badges are worn by WOs.*
3. *In all shirt sleeve dresses this badge and those above are worn on a wrist strap.*
4. *On blue uniform - three chevrons, point downwards, surmounted by a globe on crossed flags having a crown above and a fouled anchor below and surrounded by a laurel wreath.*

SECTION 3 - BRANCH, SPECIALIST QUALIFICATION, SKILL AND SPECIAL BADGES

3. Branch Badges

Category	Badge	How Worn
Branch Badges		WOs do not wear branch badges.
		Colour Sergeants - right arm, 8mm above point of slash.
		Other NCOs - fitted right arm, above the chevrons, as close as possible into the 'V'. Marines, Musicians and Buglers - right arm, 6in below shoulder seam.
Telecommunications Technician	Circle with three lightning flashes each side	
Other Tradesmen	Crossed hammer and pincers	
RM Band	Lyre with oak leaves below	
Bugler	Embroidered drum	

4. S Q Badges

Category	Badge	How Worn
SQ Badges		WOs do not wear SQ badges. Colour Sergeants - right arm, 8mm above point of slash.
		Other NCOs with Instructor or 1st class SQ badge - right arm, above the chevrons, fitted well into the 'V' (Lower end of crossed guns, etc to be 8mm above backcloth of chevron).
		PT Instructor's badge also worn central on chest of PT vest and sweater.
		Other NCOs and Marines - left arm, 8mm above point of slash.
		Note: Not more than one SQ badge is to be worn.
Cook/Caterer	Letter K in wreath	
Assault Engineer	Letters AE in wreath	

Clerk	Letter C in wreath	
Drill and Platoon Weapons	Crossed rifles	
Driver	Steering wheel	
Heavy Weapons	Letters HW in wreath	
Landing Craft	Letters LC in wreath	
Mountain Leader	Letters ML in wreath	
Physical Training	Crossed clubs	
Provost	Letters MP in wreath	
Signaller	Crossed flags	
Store Accountant	Letters SA in wreath	
Swimmer Canoeist	Letters SC in wreath	

5. Skill Badges

Category	Badge	How Worn
Skill Badges		Left arm, 8mm above point of slash unless an SQ badge is worn in this position, in which case the skill badge is worn 8mm above the SQ badge.
Marksman	Crossed rifles	
Sniper	Crossed rifles with letter S	

6. Special Badges

Category	Badge	How Worn
Special Badges		The same badge as for officers worn in the same position, (8mm above top row of medal ribbons or 8mm above left breast pocket if no medal ribbon worn).
Pilot Unit Light Aircraft	The RN Pilots' Badge - wings extended, laurel wreath & anchor in middle surmounted by a lion and crown	
Observer Unit Light Aircraft	Single wing of silver embroidery lifted to the right and attached to a gold 'O' surmounted by a crown	
Air Gunner Unit Light Aircraft	As for Observer but attached to a gold 'G';	

Parachutist Army	Parachute with wings	Right arm, 64mm below shoulder seam
Parachute Jump Instructor	Parachute with wings. Letters APJI in wreath below.	
King's Badge	Royal cypher 'GVR' in a laurel wreath	Left arm, 51mm below shoulder seam.
Prince's Badge	Royal cypher 'PP' in a lyre surmounted by a coronet	
Section Leader's Diamond shooting Badge	Scarlet diamond on brassard	Left arm, 51mm below shoulder seam, on all uniforms. Worn by recruits under training appointed Section Leaders.
Commandant General's shooting Badge	Crossed SA 80 rifles with RM VIII below the device	Lower left sleeve in lieu of marksman's badge by serving and past members (1986 onwards) of RM Bisley Shooting Team.
RM Commando	Embroidered flash, lettered 'ROYAL MARINES COMMANDO', red on blue/ black on green	Both arms, just below shoulder seams.
RM Band	Embroidered flash, lettered red on blue. 'ROYAL MARINES BAND SERVICE', red on blue	
Royal Band seams	Embroidered flash, in colours	Right arm, 13 mm below shoulder

ANNEX 40E

ILLUSTRATIONS OF ROYAL MARINE BADGES OF RANK & OTHER INSIGNIA

1. Badges and Distinction Marks of Rank

a. Royal Marine Officers

Cap/Beret Badges

Fig 40E-1a. General Officer



Fig 40E-1b. Brigadiers and Colonels



Fig 40E-1c. All Other Officers (Divided Badge) (Anodised or Bronze)



Cap/Peaks

Fig 40E-2a. General Officers



Fig 40E-2b. Brigadiers and Colonels, Lt Colonel and Major



Helmet Badge

Fig 40E-3. Gilded Metal



Buttons (Anodised and Bronze)

Fig 40E-4a. General Officers (used on Gorget Patches)



Fig 40E-4b. Brigadiers and Colonels (used on Gorget Patches)



Fig 40E-4c. Chin Strap (Cap)



Fig 40E-4d. Corps Button - All Ranks



Collar Badge

Fig 40E-5. Gilded Metal



Gorget Patches

Fig 40E-6a. General Officers





Fig 40E-6b. Brigadiers and Colonels



Shoulder Straps - Mess Jackets

Fig 40E-7a. General Officers



Fig 40E-7b. Brigadiers and Colonels



Officers Rank Badges

Fig 40E-8a. General



Fig 40E-8b. Lieutenant-General



Fig 40E-8c. Major-General



Fig 40E-8d. Brigadier



Fig 40E-8e. Colonel



Fig 40E-8f. Lieutenant-Colonel



Fig 40E-8g. Major



Fig 40E-8h. Captain



Fig 40E-8i. Lieutenant



Fig 40E-8j. 2nd Lieutenant



b. Warrant Officers, NCOs and Men

**Fig 40E-9a. WO1
(Officers divided badge)**



**Cap/Beret Badges
Fig 40E-9b. WO2
(Divided badge)**



**Fig 40E-9c. Ranks
(Composite badge)**



Helmet Badge (Gilded metal)

Fig 40E-10.



Collar Badge

**Fig 40E-11a.
Warrant Officer 1**



**Fig 40E-11b.
Warrant Officer 2**



Badge of Appointment

**Fig 40E-12.
Provost Sergeant**



Good Conduct Badges

**Fig 40E-13a.
4 Years**



**Fig 40E-13b.
8 Years**



**Fig 40E-13c.
12 Years**



Rank Badges

Fig 40E-14a. Warrant Officer 1



Fig 40E-14b. Warrant Officer 2



Fig 40E-14c. Colour Sergeant (for blue dress)



Fig 40E-14d. Colour Sergeant (for lovat dress)



Fig 40E-14e. Sergeant



Fig 40E-14f. Corporal



Fig 40E-14g. Lance Corporal



Branch Badges

Fig 40E-15a. Telecommunication Technician



Fig 40E-15b. Other Tradesmen



Shoulder Titles (All Ranks)

Fig 40E-16a. Shoulder Flash



Fig 40E-16b. Letters (Anodised and Bronze)



For Reserve personnel, as above but letters state RMR.

Fig 40E-16c. Commando Dagger Badge



Buttons

Fig 40E-17a. Chin Strap (Cap)



Fig 40E-17b. Corps Button (All Ranks)



Armlets

Fig 40E-18a. RM Provost



Fig 40E-18b. RM Police



2. Specialist Badges

a. Qualification and Skill

Fig 40E-19a. Drill and Platoon Weapons



Fig 40E-19b. Driver



Fig 40E-19c. Signaller



Fig 40E-19d. Physical training



Fig 40E-19e. Sniper



Fig 40E-19f. Marksman



Fig 40E-19g. CGRM Shooting Badge



Fig 40E-19h. HW (see [Note 1](#))



Fig 40E-19i. 1st Class
(Crown above) (see [Note 2](#))



Fig 40E-19j. 2nd Class (Star
above and below) (see [Note 2](#))



Fig 40E-19k. 3rd Class (Star
above) (see [Note 2](#))



Notes:

1. The letters in wreath denote specialisation:



AE	Assault Engineer	ML	Mountain Leader
HW	Heavy Weapons	MP	Provost
K	Cook	SC	Swimmer Canoeist
LC	Landing Craft		

2. Stars and Crowns are included on the basic badge to denote grades within the specialist qualification.

b. Qualification and Skill - All Ranks

Fig 40E-20a. Army
Parachute jump Instructor



Fig 40E-20b. Observer Unit
Light Aircraft



Fig 40E-20c. Air Gunner
unit Light Aircraft



3. Naval Careers Service

Fig 40E-21. Careers Service Officers and Careers Advisers (see [Note.](#))



Note. Worn centrally above the left breast pocket with the lower edge 3mm above the top seam or medal ribbon(s) when worn immediately above the pocket. If necessary, the badge may be displaced towards the left arm sufficient to prevent concealment by the left lapel. **Not to be worn with medals.**

4. Band Service

Royal Marine Band Service personnel wear the same badges as Officers, Warrant Officers, NCOs and Men with the following exceptions:

Fig 40E-22. Cap Badge



Grenade

Fig 40E-23a. Royal Cypher - Silver



Worn above 'Grenade' cap badge and (without crown) on helmet plate

Fig 40E-23b. Royal Cypher - Silver



Worn on helmet plate

Fig 40E-24. Prince of Wales Plume - CTCRM



Silver (worn with anodised cap badge)

**Collar Badge
Fig 40E-25.**



Worn with No 1 dress below Band Sergeant, only on ceremonial tunic

**Shoulder Titles
Fig 40E-26.**



**Special Badge
Fig 40E-27.**



Prince's Badge

**Rank Badge
Fig 40E-28. WO2 Bandmaster**



Badges of Appointment

Fig 40E-29a. Drum Major



Fig 40E-29b. Bugle Major



Branch Badge

Fig 40E-30a. Band Ranks



Fig 40E-30b. Bugle



Royal Band

Fig 40E-31. Ranks serving in Portsmouth Band



ANNEX 40F

SPECIAL BOAT SERVICE

1. 1B Dress - Formal Dress "Parade Lovats"

a. Occasions for Wear

- (1) When receiving The Sovereign, other crowned heads or heads of state.
- (2) When receiving royalty unless ordered to the contrary by the relevant Service Chief.
- (3) Full ceremonial state events as ordered.
- (4) Inspections by Flag and General Officers.
- (5) Funerals, parades and other appropriate ceremonial events.

b. Description

Officers	WOs and SNCOs	Corporals and Marines
Beret and SBS cloth badge	Beret and SBS cloth badge	Beret and SBS cloth badge
Lovat suit	Lovat suit	Lovat suit
Lanyards (Note 1)	SBS Lanyard	SBS Lanyard
Stone long sleeved shirt	Stone long sleeved shirt	Stone long sleeved shirt
Light khaki braided tie	Khaki drab braided tie (Note 8)	Khaki drab braided tie
Socks combat general service	Socks combat general service	Socks combat general service
Sam Browne (Note 2)	Sam Browne/Sword belt/White belt (Note 4)	White belt (Note 4)
Sword (Note 3)	Sword/rifle (Note 3)	Rifle (Note 3)
Officer pattern boots	Army/Officer pattern boots (Note 5)	Army pattern boots (Note 5)
Brown cape gloves	Gloves (Note 6)	White gloves
SBS Para Wings (Note 9)	Sash (Note 7)	SBS Para Wings (Note 9)
	SBS Para Wings (Note 9)	

c. Decorations/Medals

- (1) Up to 2 stars of orders.
- (2) 1 neck decoration.
- (3) Medals.



Notes:

1. *Blue officer pattern lanyard on left shoulder, SBS lanyard on the right shoulder.*
2. *Sam Browne always worn with a frog, whether with sword or not.*
3. *Sword/rifles are carried on parade when ordered.*
4. *WO1s wear Sam Browne, WOs2 wear sword belt, badged SNCOs and ORs wear band service white belt and SBS locket union.*
5. *WO2s and below wear Army pattern boots.*
6. *WO2s and above wear brown cape gloves, the remainder wear white gloves.*
7. *WO2s and below wear a scarlet sash.*
8. *WO1s wear light khaki braided tie.*
9. *For badged ranks and Special Forces Communicators.*

Fig 40F-1a. Officers



Fig 40F-1b. WOs and SNCOs



Fig 40F-1c. Corporals and Marines



2. 1B Dress - Semi Formal Dress “Lovats”

- a. **Occasions for Wear.** Occasions of duty or minor ceremonial.
- b. **Description**

Officers	WOs and SNCOs	Corporals and Marines
Beret and SBS cloth badge	Beret and SBS cloth badge	Beret and SBS cloth badge
Lovat suit	Lovat suit	Lovat suit
Cloth belt	Cloth belt	Cloth belt
Lanyards (Note 1)	SBS Lanyard (Note 2)	SBS Lanyard
Stone long sleeved shirt	Stone long sleeved shirt	Stone long sleeved shirt
Light khaki braided tie	Khaki drab braided tie (Note 3)	Khaki drab braided tie
Socks combat general service	Socks combat general service	Socks combat general service
Officer pattern shoes	Black shoes (Note 4)	Black shoes
SBS Para Wings (Note 6)	Sash (Note 5)	SBS Para Wings (Note 6)
	SBS Para Wings (Note 6)	

- c. **Decorations/Medals.** Negative medals



Notes:

1. Blue officer pattern lanyard on left shoulder, SBS lanyard on the right shoulder.
2. WO1s to wear officer pattern lanyard on left shoulder.
3. WO1s wear light khaki braided tie.
4. WO1s wear officer pattern shoes.
5. WO2s and below wear scarlet sash.
6. SBS Para Wings for badged ranks and Special Forces Communicators.

Fig 40F-2a. Officers



Fig 40F-2b. WOs and SNCOs



Fig 40F-2c. Corporals and Marines



3. 3A Dress - General Duty Dress “Half Lovats”

- a. **Occasions for Wear.** Semi formal day rig worn in camp and for day to day duties.
- b. **Description**

Officers	WOs and SNCOs	Corporals and Marines
Beret and SBS cloth badge	Beret and SBS cloth badge	Beret and SBS cloth badge
Lovat trousers	Lovat trousers	Lovat trousers
Cloth belt	SBS stable belt (Note 3)	SBS stable belt (Note 3)
Lanyards (Note 1)	SBS lanyard (Note 4)	SBS lanyard (Note 4)
Stone short sleeved shirt	Stone short sleeved shirt	Stone short sleeved shirt
Bronze SBS insignia (Note 2)	Bronze SBS insignia (Note 2)	Bronze SBS insignia (Note 2)
SBS stable belt (Note 3)	Socks combat general service	Socks combat general service
Socks combat general service	Black shoes	Black shoes
Officer pattern shoes	SBS Para Wings (Note 5)	SBS Para Wings (Note 5)
SBS Para Wings (Note 5)		

- c. **Decorations/Medals.** None



Notes:

1. Blue officer pattern lanyard on left shoulder, SBS lanyard on the right shoulder.
2. All badged SBS ranks.
3. All badged SBS ranks.
4. All personnel serving with SBS.
5. SBS Para Wings for badged ranks and Special Forces Communicators.

Fig 40F-3a. Officers



Fig 40F-3b. WOs and SNCOs



Fig 40F-3c. Corporals and Marines



4. 3D Dress - General Duty Dress “Training Rig”

- a. **Occasions for Wear.** Informal day rig worn in camp and for day to day duties.
- b. **Description**

Officers	WOs and SNCOs	Corporals and Marines
Beret (Note 1)	Beret (Note 1)	Beret (Note 1)
Combat 95 shirt	Combat 95 shirt	Combat 95 shirt
Rank Slide (Note 4)	Rank Slide (Note 4)	Rank Slide (Note 4)
Combat 95 trousers	Combat 95 trousers	Combat 95 trousers
Bronze cap badge (Note 2)	Bronze cap badge (Note 2)	Bronze cap badge (Note 2)
Green belt (Note 3)	Green belt (Note 3)	Green belt (Note 3)
Socks combat general service	Socks combat general service	Socks combat general service
Boots high leg combat	Boots high leg combat	Boots high leg combat

- c. **Decorations/Medals.** None



Notes:

1. *Officers/WO Split Badge.*
2. *SBS ranks cloth badge.*
3. *SBS ranks Stable Belt.*
4. *Black on Green.*
5. *T-shirt may be worn under CS95 shirt in cold weather.*
6. *Combat jacket/waterproofs may be worn in inclement weather.*

ANNEX 40G

ROYAL MARINES BAND SERVICE DRESS TABLES

1. 1 Dress - Ceremonial Blue Dress

a. Occasions for Wear

- (1) When receiving The Sovereign, other crowned heads or heads of state.
- (2) When receiving royalty unless ordered to the contrary by the relevant senior officer.
- (3) Full ceremonial state events as ordered.
- (4) Inspections by Flag and General Officers.
- (5) Funerals, parades and other appropriate ceremonial events.

b. Description

(1) Officers

Director of Music
Helmet, Wolseley pattern
Plate, helmet, officers' pattern (Note 1)
Ball ornament, officers' pattern
Chain (stay), chin, gold plated
Tunic, gold braid (officers' pattern) (Note 2)
T-shirt
Trousers, overalls, blue (thick stripe)
Braces
Gloves, white
Baton
Sash, waist, crimson
Sword & scabbard, steel (short sword knot - gold) (Note 3)
Sword straps (1 short, 1 long - gold)
Sword waist belt (worn under crimson sash)
Socks, black
Wellington boots (Note 3)

BRd 3(1)**(2) WO1s & Appointed Ranks**

Warrant Officer (Class 1)	Bandmaster	Drum Major	Bugle Major
Helmet, Wolseley pattern	Helmet, Wolseley pattern	Helmet, Wolseley pattern	Helmet, Wolseley pattern
Plate, helmet, officers' pattern (Note 1)	Plate, helmet, gold plated (Note 1)	Plate, helmet, gold plated (Note 1)	Plate, helmet, gold plated
Ball ornament, officers' pattern	Ball ornament, gold plated	Ball ornament, gold plated	Ball ornament, gold plated
Chain (stay), chin, gold plated	Chain (stay), chin, gold plated	Chain (stay), chin, gold plated	Chain (stay), chin, gold plated
Tunic, gold braid (officers' pattern) (Note 2 & Note 4)	Tunic, gold braid (SNCOs' pattern) (Note 2)	Tunic, gold braid (Drum Majors' pattern) (Note 2)	Tunic, gold braid (SNCOs' pattern) (Note 2) & Note 4
T-shirt	T-shirt	T-shirt	T-shirt
Trousers, No 1, blue (thick or thin stripe)	Trousers, No 1, blue (thick stripe)	Trousers, overalls, blue (thick stripe)	Trousers, No 1, blue (thin stripe)
Braces	Braces	Braces	Braces
Gloves, white	Gloves, white	Gauntlets, white gauntlets (Drum Majors' pattern)	Gloves, white
Baton	Baton	Dress belt (Note 5)	Baton
Sash, waist, crimson	Sash, worsted, scarlet	Sash, worsted, scarlet	Sash, worsted, scarlet
Sword belt, waist (worn under crimson sash)	Sword belt and straps (1 short, 1 long - white)	Sword belt, waist (worn under tunic)	Sword belt and straps (1 short, 1 long - white)
Sword & scabbard, steel (short sword knot - gold)	Sword & scabbard, steel (sword knot - white)	Sword & scabbard, steel (short sword knot - white)	Sword & scabbard, steel (sword knot - white)
Sword straps (1 short, 1 long - gold)	Socks, black	Sword straps (1 short, 1 long - white)	Dress cords, silk
Socks, black	George boots	Socks, black	Socks, black
Parade boots (officers' pattern)		Wellington boots	George boots

(3) **Other Ranks**

Band SNCO	SNCO Bugler	Band Corporal and Musician	Corporal Bugler and Bugler
Musical instrument(s) according to category (Note 6)			
Helmet, Wolseley pattern	Helmet, Wolseley pattern	Helmet, Wolseley pattern	Helmet, Wolseley pattern
Plate, helmet, gold plated (Note 1)	Plate, helmet, gold plated	Plate, helmet, gold plated (Note 1)	Plate, helmet, gold plated
Ball ornament, gold plated	Ball ornament, gold plated	Ball ornament, gold plated (Note 1)	Ball ornament, gold plated
Chain (stay), chin, gold plated	Chain (stay), chin, gold plated	Chain (stay), chin, gold plated	Chain (stay), chin, gold plated
Tunic, gold braid (SNCOs' pattern) (Note 2)	Tunic, gold braid (SNCOs' pattern) (Note 2)	Tunic, yellow braid (Note 2)	Tunic, yellow braid (Note 2)
T-shirt	T-shirt	T-shirt	T-shirt
Trousers, No 1, blue (thick stripe)	Trousers, No 1, blue (thin stripe)	Trousers, No 1, blue (thick stripe)	Trousers, No 1, blue (thin stripe)
Braces	Braces	Braces	Braces
Locket union (gold plated)	Locket union (gold plated)	Locket union (gold plated)	Locket union (gold plated)
Belt, white (plastic)	Belt, white (plastic)	Belt, white (plastic)	Belt, white (plastic)
Sash, worsted, scarlet	Dress cords, worsted	Cross strap and pouch (Note 7)	Dress cords, worsted
Socks, black	Sash, worsted, scarlet	Socks, black	Gloves, white
George boots	Gloves, white	George boots	Leg apron (white)
	Leg apron (white)		Drum sling
	Drum sling		Bugle cord
	Bugle cord		Drum traces (white)
	Drum traces (white)		Drum sticks (white)
	Drum sticks (white)		Socks, black
	Socks, black		George boots
	George boots		

c. **Decorations/Medals.** Medals.



Notes:

1. *Directors of Music, Bandmasters and all Musicians serving in Portsmouth and CTCRM Bands are to wear the appropriate helmet plate with royal cyphers (not Buglers).*
2. *Prince's badge to be worn by all ranks in receipt of the award. All Musicians and Buglers serving in Portsmouth Band (including the Director of Music, Bandmaster and (Corps) Drum Major) to wear the "Royal Band" flash.*
3. *Principal Director of Music and any other RMBS Officers of Lt Col rank to wear spurs and long sword knot - gold.*
4. *Bugle Majors (including WO1 Bugle Majors) to wear silk dress cords.*
5. *Drum Majors to wear miniature medals on dress belt.*
6. *Bass drummers to wear tiger skin and gauntlets. Tenor drummers to wear leopard skin and gauntlets. Tuba and euphonium players to wear blue bass apron with gold braid.*
7. *With the exception of SNCOs, bass players, bass drummers, tenor drummers and Buglers, all Band Corporals and Musicians are to wear cross strap & pouch.*

d. **Images**

Fig 40G-1a. Director of Music



Fig 40A-1b. WO2 Bandmaster



Fig 40G-1c. Drum Major



Fig 40G-1d. Bugle Major



Fig 40G-1e. Band Colour Sergeant



Fig 40G-1f. Sergeant Bugler



Fig 40G-1g. Musician




Fig 40G-1h. Bugler (Funerals Rig)



Fig 40G-1i. Bass Drummer



Fig 40G-1j. Tenor Drummer



Fig 40G-1k. Sword Positions (Director of Music)



Fig 40G-1l. Sword Positions (Band Master & Bugle Major)




Fig 40G-1m. Sword Positions (Drum Major)



Fig 40G-5a. Ceremonial Equipment

(a) Helmet Plate (Officers' Pattern)



(b) Helmet Plate (Other Ranks)



(c) Helmet Plate (Portsmouth Band)



(d) Helmet Plate (CTCRM Band)



(e) Ball Ornament: Rear View (Officers' Pattern)



(f) Ball Ornament: Rear View (Other Ranks)



(g) Locket Union & Belt



(h) Cross Strap & Pouch



Fig 40G-1o. Footwear

(a) George Boot



(b) Wellington Boot



2. 1F Dress - Formal Dress

a. Occasions for Wear

- (1) Inspections by Flag and General Officers.
- (2) Minor ceremonial occasions as an alternative to No 1 Ceremonial Dress (e.g. ushers, receptions following band engagements).
- (3) Other occasions as ordered (including band concerts).

b. Description

(1) Officers

Director of Music (Note 1)
Cap (officers' pattern) (Note 10)
Tunic, gold braid (officers' pattern) (Note 2)
T-shirt
Trousers, overalls, blue (thick stripe)
Braces
Gloves, white (Note 3)
Sword straps (1 short, 1 long - gold)
Sword waist belt (worn under crimson sash)
Baton (as required)
Sash, waist, crimson
Socks, black
Wellington boots (Note 4)

(2) **WO1s & Appointed Ranks**

Warrant Officer (Class 1) (Note 1)	Bandmaster (Note 1)	Drum Major	Bugle Major
Cap (officers' pattern)	Cap (Note 6 & Note 10)	Cap (Note 6 & Note 10)	Cap
Tunic, gold braid (officers' pattern) (Note 2 and Note 5)	Tunic, gold braid (SNCOs' pattern) (Note 2)	Tunic, gold braid (Drum Majors' pattern) (Note 2)	Tunic, gold braid (SNCOs' pattern) (Note 2 and Note 5)
T-shirt	T-shirt	T-shirt	T-shirt
Trousers, No 1, blue (thick or thin stripe)	Trousers, No 1, blue (thick stripe)	Trousers, overalls, blue (thick stripe)	Trousers, No 1, blue (thin stripe)
Braces	Braces	Braces	Braces
Baton	Baton	Dress belt (Note 8)	Baton
Sash, waist, crimson	Sash, worsted, scarlet	Sash, worsted, scarlet	Sash, worsted, scarlet
Sword belt, waist (worn under crimson sash)	Sword belt and straps (1 short, 1 long - white)	Sword belt, waist (worn under tunic)	Sword belt and straps (1 short, 1 long - white)
Sword straps (1 short, 1 long - gold)	Socks, black	Sword straps (1 short, 1 long - white)	Dress cords, silk
Gloves, white (Note 3)	Gloves, white (Note 3)	Gloves, white (Note 3)	Gloves, white (Note 3)
Socks, black	Shoes, black (Note 7)	Socks, black	Socks, black
Shoes (officers' pattern)		Wellington boots	Shoes, black (Note 7)

(3) Other Ranks

Band SNCO	SNCO Bugler	Band Corporal and Musician	Corporal Bugler and Bugler
Musical instrument(s) according to category (Note 9)			
Cap (Note 6 & Note 10)	Cap (Note 10)	Cap (Note 6 & Note 10)	Cap (Note 10)
Tunic, gold braid (SNCOs' pattern) (Note 2)	Tunic, gold braid (SNCOs' pattern) (Note 2)	Tunic, yellow braid (Note 2)	Tunic, yellow braid (Note 2)
T-shirt	T-shirt	T-shirt	T-shirt
Trousers, No 1, blue (thick stripe)	Trousers, No 1, blue (thin stripe)	Trousers, No 1, blue (thick stripe)	Trousers, No 1, blue (thin stripe)
Braces	Braces	Braces	Braces
Locket union (gold plated)	Locket union (gold plated)	Locket union (gold plated)	Locket union (gold plated)
Belt, white (plastic)	Belt, white (plastic)	Belt, white (plastic)	Belt, white (plastic)
Sash, worsted, scarlet	Dress cords, worsted	Socks, black	Dress cords, worsted
Gloves, white (Note 3)	Gloves, white (Note 3)	Gloves, white (Note 3)	Gloves, white (Note 3)
Socks, black	Sash, worsted, scarlet	Shoes, black (Note 6)	Socks, black
Shoes, black (Note 6)	Socks, black		Shoes, black (Note 7)
	Shoes, black (Note 7)		

c. **Decorations/Medals.** Medals.**Notes:**

1. *When conducting concerts, orchestras and ensembles etc, Directors of Music and Bandmasters are to wear Mess Dress or Frockcoat (WO1s only) as appropriate.*
2. *Prince's badge to be worn by all ranks in receipt of the award. All Musicians and Buglers serving in Portsmouth Band (including the Director of Music, Bandmaster and (Corps) Drum Major) to wear the "Royal Band" flash.*
3. *To be worn if ordered.*
4. *Principal Director of Music to wear spurs and long sword knot - gold.*
5. *Bugle Majors (including WO1 Bugle Majors) to wear silk dress cords.*
6. *WO2 Bandmasters, (Corps) Drum Majors and all Musicians serving in Portsmouth and CTCRM Bands are to wear the appropriate cap badges with royal cyphers (not Buglers).*
7. *Females may wear 'Gibson' shoes or male equivalent shoes at their discretion.*
8. *Drum Majors to wear miniature medals on dress belt.*
9. *Tuba and euphonium players to wear blue bass apron with gold braid when performing.*
10. *Caps not worn when performing inside unless ordered. Caps worn when performing outside (e.g. Royal Garden Parties).*

d. **Images****Fig 40G-2a. Musician**

Fig 40G-2b. Caps

(a) Male (Other Ranks)



(b) Female (Other Ranks)



(c) Male (Portsmouth Band)



(d) Female (Portsmouth Band)



(e) Male (CTCRM Band)



(f) Female (CTCRM Band)



Fig 40G-2c. Footwear

(a) Gibson Shoe



(b) Court Shoe



3. 1 Dress - Ceremonial Blue Dress (Frockcoat Order)

- a. **Occasions for Wear.** By Officers and WO1s only during the day when the wearing of No. 1 Dress - Ceremonial Blue Dress, would be inappropriate (eg. when conducting a concert band during an afternoon performance).

b. Description

Director of Music	Warrant Officer (Class 1)
Cap (officers' pattern)	Cap (officers' pattern)
Frockcoat (Note 1)	Frockcoat (Note 1)
T-shirt	T-shirt
Trousers, overalls, blue, thick stripe	Trousers, No. 1, blue, thick or thin stripe
Braces	Braces
Baton (as required)	Baton (as required)
Sash, waist, crimson	Sash, waist, crimson
Black socks	Black socks
Wellington boots (Note 2)	Parade boots (officers' pattern)

c. Decorations/Medals. Medal ribbons.




Notes:

1. *Prince's badge to be worn by all ranks in receipt of the award. The Director of Music and WO1 Bandmaster of Portsmouth Band to wear the "Royal Band" flash.*

2. *Principal Director of Music and any other RMBS Officers of Lt Col rank to wear spurs.*

d. Images

Fig 40G-3a. Director of Music



4. 1 Dress - Ceremonial Blue Dress (Greatcoat Order)

a. Occasions for Wear

- (1) When receiving The Sovereign, other crowned heads or heads of state in winter when ordered.
- (2) When receiving royalty in winter unless ordered to the contrary by the relevant senior officer.
- (3) Full ceremonial state events in winter as ordered (including Remembrance Day parades).
- (4) Inspections in winter by Flag and General Officers.
- (5) All Service parades taking place outside between 1 Nov – 31 Mar with the exception of BRNC, HMS RALEIGH and CTCRM Pass Out Parades. Other parades may also be exempt from the wearing of Greatcoats at the discretion of the Director of Music in consultation with HQBSRM.

b. Description

(1) Officers

Director of Music
Helmet, Wolseley pattern
Plate, helmet, officers' pattern (Note 1)
Ball ornament, officers' pattern
Chain (stay), chin, gold plated
Greatcoat (Note 2)
T-shirt, black
Trousers, overalls, blue, thick stripe
Braces
White gloves
Baton
Sword & steel scabbard (short sword knot - gold) (Note 3)
Black socks
Wellington boots (Note 3)

BRd 3(1)**(2) WO1s & Appointed Ranks**

Warrant Officer (Class 1)	Bandmaster	Drum Major	Bugle Major
Helmet, Wolseley pattern	Helmet, Wolseley pattern	Helmet, Wolseley pattern	Helmet, Wolseley pattern
Plate, helmet, officers' pattern (Note 1)	Plate, helmet, gold plated (Note 1)	Plate, helmet, gold plated (Note 1)	Plate, helmet, gold plated
Ball ornament, officers' pattern	Ball ornament, gold plated	Ball ornament, gold plated	Ball ornament, gold plated
Chain (stay), chin, gold plated	Chain (stay), chin, gold plated	Chain (stay), chin, gold plated	Chain (stay), chin, gold plated
Greatcoat (Note 2)	Greatcoat (Note 2)	Greatcoat (Note 2)	Greatcoat (Note 2)
T-shirt, black	T-shirt, black	Dress belt (Note 4)	T-shirt, black
Trousers, No 1, blue, thick or thin stripe	Trousers, No 1, blue, thick stripe	T-shirt, black	Trousers, No 1, blue, thin stripe
Braces	Braces	Trousers, overalls, blue, thick stripe	Braces
White gloves	White gloves	Braces	White gloves
Baton	Baton	White gauntlets (Drum Majors' pattern)	Baton
Sword & steel scabbard (short sword knot - gold)	Sash, worsted, scarlet	Sash, worsted, scarlet	Sash, worsted, scarlet
Black socks	Sword & steel scabbard (sword knot - white)	Sword & steel scabbard (short sword knot - white)	Sword & steel scabbard (sword knot - white)
Parade boots (officers' pattern)	Black socks	Sword waist belt (worn under tunic)	Black socks
	George boots	Black socks	George boots
		Wellington boots	

(3) **Other Ranks**

Band SNCO	SNCO Bugler	Band Corporal and Musician	Corporal Bugler and Bugler
Musical instrument(s) according to category (Note 5)			
Helmet, Wolseley pattern	Helmet, Wolseley pattern	Helmet, Wolseley pattern	Helmet, Wolseley pattern
Plate, helmet, gold plated (Note 1)	Plate, helmet, gold plated	Plate, helmet, gold plated	Plate, helmet, gold plated
Ball ornament, gold plated	Ball ornament, gold plated	Ball ornament, gold plated (Note 1)	Ball ornament, gold plated
Chain (stay), chin, gold plated	Chain (stay), chin, gold plated	Chain (stay), chin, gold plated	Chain (stay), chin, gold plated
Greatcoat (Note 2)	Greatcoat (Note 2)	Greatcoat (Note 2)	Greatcoat (Note 2)
T-shirt, black	T-shirt, black	T-shirt, black	T-shirt, black
Trousers, No 1, blue, thick stripe	Trousers, No 1, blue, thin stripe	Trousers, No 1, blue, thick stripe	Trousers, No 1, blue, thin stripe
Braces	Braces	Braces	Braces
Sash, worsted, scarlet	Sash, worsted, scarlet	Black socks	Drum sling
Black socks	Drum sling	George boots	Bugle cord
George boots	Bugle cord		Drum traces (white)
	Drum traces (white)		Drum sticks (white)
	Drum sticks (white)		Black socks
	Black socks		George boots
	George boots		

c. **Decorations/Medals.** None.

	<p>Notes:</p> <ol style="list-style-type: none">1. <i>Directors of Music, Bandmasters and all Musicians serving in Portsmouth and CTCRM Bands are to wear the appropriate helmet plate with royal cyphers (not Buglers).</i>2. <i>Greatcoat hem to be 457mm (18") from the ground. "Royal Band" flash, Prince's badge and Drum badge not worn. Anodized letters "RM" and collar badges to be worn (officers and WO1s wear anodized & silver collar badges).</i>3. <i>Principal Director of Music and any other RMBS Officers of Lt Col rank to wear spurs and long sword knot - gold.</i>4. <i>Drum Majors will wear miniature medals on dress belt.</i>5. <i>Tuba and euphonium players to wear blue bass apron. Cross strap & pouch and tiger/leopard skin are not worn (bass drummers to wear collar open).</i>
--	---

d. Images

Fig 40G-4a. Director of Music



Fig 40G-4b. Other Ranks

(a) Drum Major



(b) Sergeant Bugler



(c) Bass Drummer



(d) Band Corporal



5. 1A Dress - Regiment Blue Dress

a. Occasions for Wear

- (1) Inspections by Flag and General Officers.
- (2) Minor ceremonial occasions as an alternative to No. 1 Dress - Ceremonial Blue Dress.
- (3) Other occasions as ordered.

b. Description

(1) Officers

Director of Music
Cap (officers' pattern)
Tunic, (officers' pattern) (Note 1)
Trousers, blue (thick stripe)
Braces
Gloves, brown, cape (Note 2)
Sam Browne (with Frog)
Sword and scabbard, leather, brown (Note 3)
Lanyard, blue (officers' pattern)
Shirt, white, long sleeved
Tie, black
Socks, black
Boots (officers' pattern)

(2) WO1s & Appointed Ranks

Warrant Officer (Class 1)	Bandmaster	Drum Major	Bugle Major
Cap (officers' pattern)	Cap (Note 4)	Cap (Note 4)	Cap
Tunic, (WO1 pattern) (Note 1)	Tunic (Note 1)	Tunic (Note 1)	Tunic (Note 1 and Note 5)
T-shirt	T-shirt	T-shirt	T-shirt
Trousers, blue (thick or thin stripe)	Trousers, blue (thick stripe)	Trousers, blue (thin stripe)	Trousers, blue (thin stripe)
Braces	Braces	Braces	Braces

BRd 3(1)

Gloves, brown, cape (Note 2)	Gloves, brown, cape (Note 2)	Gloves, brown, cape (Note 2)	Gloves, brown, cape (Note 2)
Sam Browne (with Frog)	Sword belt, brown	Sword belt, brown	Sword belt, brown
Sword and scabbard, leather, brown (Note 3)	Sword and scabbard, leather, brown (Note 3)	Sword and scabbard, leather, brown (Note 3)	Sword and scabbard, leather, brown (Note 3)
Lanyard, blue (officers' pattern)	Sword straps (1 short, 1 long – brown)	Sword straps (1 short, 1 long – brown)	Sword straps (1 short, 1 long – brown)
Socks, black	Sash, worsted, scarlet	Sash, worsted, scarlet	Sash, worsted, scarlet
Boots (officers' pattern)	Socks, black	Socks, black	Dress cords, silk
	George boots	George boots	Socks, black
			George boots

(3) Other Ranks

Band SNCO	SNCO Bugler	Band Corporal and Musician	Corporal Bugler and Bugler
Cap (Note 4)	Cap	Cap (Note 4)	Cap
Tunic (Note 1)	Tunic (Note 1)	Tunic (Note 1)	Tunic (Note 1)
T-shirt	T-shirt	T-shirt	T-shirt
Trousers, blue (thick stripe)	Trousers, blue (thin stripe)	Trousers, blue (thick stripe)	Trousers, blue (thin stripe)
Braces	Braces	Braces	Braces
Gloves, white (Note 2)	Gloves, white (Note 2)	Gloves, white (Note 2)	Gloves, white (Note 2)
Locket union (gold plated)	Locket union (gold plated)	Locket union (gold plated)	Locket union (gold plated)
Belt, white (plastic)	Belt, white (plastic)	Belt, white (plastic)	Belt, white (plastic)
Sash, worsted, scarlet	Sash, worsted, scarlet	Socks, black	Dress cords, worsted
Socks, black	Dress cords, worsted	George boots	Socks, black
George boots	Socks, black		George boots
	George boots		

c. **Decorations/Medals**

- (1) Collar and/or broad riband.
- (2) Up to 4 stars of orders.
- (3) Up to 3 neck decorations.
- (4) Medals.

	<p>Notes:</p> <ol style="list-style-type: none"> 1. <i>Prince's badge to be worn by all ranks in receipt of the award. All Musicians and Buglers serving in Portsmouth Band (including the Director of Music, Bandmaster and (Corps) Drum Major) to wear the "Royal Band" flash. Anodized letters "RM" and collar badges to be worn (officers and WO1s wear anodized & silver collar badges).</i> 2. <i>Gloves may be omitted in summer if ordered by the Senior Officer present.</i> 3. <i>Swords are carried on parade or when ordered.</i> 4. <i>WO2 Bandmasters, (Corps) Drum Majors and all Musicians serving in Portsmouth and CTCRM Bands are to wear the appropriate cap badges with royal cyphers (not Buglers).</i> 5. <i>Bugle Majors to wear silk dress cords (not WO1 Buglers).</i> 6. <i>Additional information regarding No. 1A Dress is located at Annex 40G.</i>
--	--

d. Images

Fig 40G-5a. Bugle Major



Fig 40G-5b. Sergeant Bugler



6. 1AS Dress - Regimental Blue Dress

a. Occasions for Wear

- (1) Occasions of duty or minor ceremonial.
- (2) Other occasions as ordered (including orchestras, small ensembles etc).

b. Description

(1) Officers

Director of Music (Note 1)
Cap (officers' pattern) (Note 8)
Tunic, No 1 Blues (officers' pattern) (Note 2)
Trousers, blue (thick stripe)
Braces
Lanyard, blue (officers' pattern)
Sam Browne (with Frog) (Note 3)
Shirt, white, long sleeved
Tie, black
Socks, black
Shoes (officers' pattern)
Gloves, brown, cape (Note 4)

(2) WO1s & Appointed Ranks

Warrant Officer (Class 1) (Note 1)	Bandmaster (Note 1)	Drum Major	Bugle Major
Cap (officers' pattern) (Note 8)	Cap (Note 5 & Note 8)	Cap (Note 5 & Note 8)	Cap (Note 8)
Tunic (WO1 pattern) (Note 2)	Tunic (Note 2)	Tunic (Note 2)	Tunic (Note 2 and Note 9)
T-shirt	T-shirt	T-shirt	T-shirt
Trousers, blue (thick or thin stripe)	Trousers, blue (thick stripe)	Trousers, blue (thin stripe)	Trousers, blue (thin stripe)
Braces	Braces	Braces	Braces
Sam Browne (with Frog) (Note 3)	Sword belt, brown (Note 3)	Sword belt, brown (Note 3)	Sword belt, brown (Note 3)
Lanyard, blue (officers' pattern)	Sash, worsted, scarlet	Sash, worsted, scarlet	Sash, worsted, scarlet
Socks, black	Socks, black	Socks, black	Dress cords, silk

BRd 3(1)

Gloves, brown, cape (Note 4)	Gloves, brown, cape (Note 4)	Gloves, brown, cape (Note 4)	Gloves, brown, cape (Note 4)
Shoes (officers' pattern)	Shoes, black (Note 6)	George boots	Socks, black
			Shoes, black (Note 6)

(3) Other Ranks

Band SNCO	SNCO Bugler	Band Corporal and Musician	Corporal Bugler and Bugler
Musical instrument(s) according to category (Note 7)			
Cap (Note 5 & Note 8)	Cap (Note 8)	Cap (Note 5 & Note 8)	Cap (Note 8)
Tunic (Note 2)	Tunic (Note 2)	Tunic (Note 2)	Tunic (Note 2)
T-shirt	T-shirt	T-shirt	T-shirt
Trousers, blue (thick stripe)	Trousers, blue (thin stripe)	Trousers, blue (thick stripe)	Trousers, blue (thin stripe)
Braces	Braces	Braces	Braces
Belt, cloth	Belt, cloth	Belt, cloth	Belt, cloth
Sash, worsted, scarlet	Sash, worsted, scarlet	Socks, black	Dress cords, worsted
Gloves, white (Note 4)	Gloves, white (Note 4)	Gloves, white (Note 4)	Gloves, white (Note 4)
Socks, black	Dress cords, worsted	Shoes, black (Note 6)	Socks, black
Shoes, black (Note 6)	Socks, black (Note 6)		Shoes, black (Note 6)
	Shoes, black (Note 6)		

c. Decorations/Medals. Medal ribbons.

Notes:

1. *When conducting concerts, orchestras and ensembles etc, Directors of Music and Bandmasters are to wear Mess Dress or Frockcoat.*
2. *Prince's badge to be worn by all ranks in receipt of the award. All Musicians and Buglers serving in Portsmouth Band (including the Director of Music, Bandmaster and (Corps) Drum Major) to wear the "Royal Band" flash. Anodized letters "RM" and collar badges to be worn (officers and WO1s wear anodized & silver collar badges).*
3. *Cloth belt (blue) to be worn if ordered.*
4. *Gloves may be worn outdoors in winter.*
5. *WO2 Bandmasters, (Corps) Drum Majors and all Musicians serving in Portsmouth and CTCRM Bands are to wear the appropriate cap badges with royal cyphers (not Buglers).*
6. *Females may wear 'Gibson' shoes or male equivalent shoes at their own discretion.*
7. *Tuba and euphonium players to wear blue bass apron with gold braid.*
8. *Caps not worn when performing inside unless ordered. Caps worn when performing outside (e.g. Royal Garden Parties).*
9. *Bugle Majors to wear silk dress cords (not WO1 Buglers).*



d. Images

Fig 40G-6a. Musician



Fig 40G-6b. Musician (Violin/Viola)

(a) Without Left Collar Badge

(b) Playing Position



7. 1AW Dress - Tropical Ceremonial Dress

a. Occasions for Wear

- (1) When receiving The Sovereign, other crowned heads or heads of state.
- (2) When receiving royalty unless ordered to the contrary by the relevant senior officer.
- (3) Full ceremonial state events as ordered.
- (4) Inspections by Flag and General Officers.
- (5) Funerals, Courts Martial, parades and other appropriate ceremonial events.

b. Description

(1) Officers

Director of Music
Helmet, Wolseley pattern
Plate, helmet, officers' pattern (Note 1)
Ball ornament, officers' pattern
Chain (stay), chin, gold plated
Tunic, white (officers' pattern) (Note 2 & Note 3)
T-shirt, plain, white
Trousers, ceremonial dress, white
Braces, white
White gloves
Baton
Sash, waist, crimson
Sword & steel scabbard (short sword knot - gold) (Note 3)
Sword straps (1 short, 1 long - gold)
Sword waist belt (worn under crimson sash)
Socks, white
Shoes, white

BRd 3(1)**(2) WO1s & Appointed Ranks**

Warrant Officer (Class 1)	Bandmaster	Drum Major	Bugle Major
Helmet, Wolseley pattern	Helmet, Wolseley pattern	Helmet, Wolseley pattern	Helmet, Wolseley pattern
Plate, helmet, officers' pattern (Note 1 & Note 4)	Plate, helmet, gold plated (Note 1)	Plate, helmet, gold plated (Note 1)	Plate, helmet, gold plated
Ball ornament, officers' pattern	Ball ornament, gold plated	Ball ornament, gold plated	Ball ornament, gold plated
Chain (stay), chin, gold plated	Chain (stay), chin, gold plated	Chain (stay), chin, gold plated	Chain (stay), chin, gold plated
Tunic, white (officers' pattern) (Note 2 & Note 3)	Tunic, white (Note 2 & Note 3)	Tunic, white (Note 2 & Note 3)	Tunic, white (Note 2 , Note 3 & Note 4)
T-shirt, plain, white	T-shirt, plain, white	Dress belt (Note 5)	Dress cords, silk
Trousers, ceremonial dress, white	Trousers, ceremonial dress, white	T-shirt, plain, white	T-shirt, plain, white
Braces, white	Braces, white	Trousers, ceremonial dress, white	Trousers, ceremonial dress, white
White gloves	White gloves	Braces, white	Braces, white
Baton	Baton	White gauntlets (Drum Majors' pattern)	White gloves
Sash, waist, crimson	Sash, worsted, scarlet	Sash, worsted, scarlet	Baton
Sword & steel scabbard (short sword knot - gold)	Sword & steel scabbard (sword knot - white) (Note 7)	Sword & steel scabbard (short sword knot - white)	Sash, worsted, scarlet
Sword straps (1 short, 1 long - gold)	Sword belt and straps (1 short, 1 long - white)	Sword straps (1 short, 1 long - white)	Sword & steel scabbard (sword knot - white)
Sword waist belt (worn under crimson sash)	Socks, white	Sword waist belt (worn under tunic)	Sword belt and straps (1 short, 1 long - white) (Note 7)
Socks, white	Shoes, white	Socks, white	Socks, white
Shoes, white		Shoes, white	Shoes, white

(3) **Other Ranks**

Band SNCO	SNCO Bugler	Band Corporal and Musician	Corporal Bugler and Bugler
Musical instrument(s) according to category (Note 6)			
Helmet, Wolseley pattern	Helmet, Wolseley pattern	Helmet, Wolseley pattern	Helmet, Wolseley pattern
Plate, helmet, gold plated (Note 1)	Plate, helmet, gold plated	Plate, helmet, gold plated	Plate, helmet, gold plated
Ball ornament, gold plated	Ball ornament, gold plated	Ball ornament, gold plated (Note 1)	Ball ornament, gold plated
Chain (stay), chin, gold plated	Chain (stay), chin, gold plated	Chain (stay), chin, gold plated	Chain (stay), chin, gold plated
Tunic, white (Note 2 & Note 3)	Tunic, white (Note 2 & Note 3)	Tunic, white (Note 2 & Note 3)	Tunic, white (Note 2 & Note 3)
T-shirt, plain, white	Dress cords, worsted	T-shirt, plain, white	Dress cords, worsted
Trousers, ceremonial dress, white	T-shirt, plain, white	Trousers, ceremonial dress, white	T-shirt, plain, white
Braces, white	Trousers, ceremonial dress, white	Braces, white	Trousers, ceremonial dress, white
Sash, worsted, scarlet	Braces, white	Belt, cloth, white	Braces, white
Belt, cloth, white	Sash, worsted, scarlet	Socks, white	Belt, cloth, white
Socks, white	Belt, cloth, white	Shoes, white	Drum sling
Shoes, white	Drum sling		Bugle cord
	Bugle cord		Drum traces (white)
	Drum traces (white)		Drum sticks (white)
	Drum sticks (white)		Socks, white
	Socks, white		Shoes, white
	Shoes, white		

c. **Decorations/Medals**

- (1) Collar and/or broad riband.
- (2) Up to 4 stars of orders.
- (3) Up to 3 neck decorations.
- (4) Medals.



Notes:

1. *Directors of Music, Bandmasters and all Musicians serving in Portsmouth and CTCRM Bands are to wear the appropriate helmet plate with royal cyphers (not Buglers).*
2. *Gold on dark blue rank badges on white brassards (as appropriate), brass belt hooks, anodised buttons, letters "RM" and collar badges to be worn (officers and WO1s wear anodized & silver collar badges).*
3. *Prince's badge to be worn by all ranks in receipt of the award. All Musicians and Buglers serving in Portsmouth Band (including the Director of Music, Bandmaster and (Corps) Drum Major) to wear the "Royal Band" flash (brassard as appropriate).*
4. *Bugle Majors to wear silk Dress cords (not WO1 Buglers).*
5. *Drum Majors to wear miniature medals on dress belt.*
6. *Bass drummers to wear tiger skin and gauntlets. Tenor drummers to wear leopard skin and gauntlets. Tuba and euphonium players to wear white bass apron.*
7. *Cloth belt is optional.*

d. Images

Fig 40G-7a. Director of Music




Fig 40G-7b. Drum Major



Fig 40G-7c. Drum Major (Sword Position)



Fig 40G-7d. Band Corporal



Fig 40G-7e. Bugler



8. 1B Dress - Lovat Dress

a. Occasions for Wear

- (1) Inspections by Flag and General Officers.
- (2) Minor ceremonial occasions as an alternative to No. 1A Dress.
- (3) Courts Martial as appropriate.
- (4) Other occasions as ordered ([Note 1](#)).

b. Description

(1) Officers

Director of Music
Cap (officers' pattern)
Lovat suit (jacket and trouser) (Note 2)
Braces
Shirt, stone, long sleeved
Tie, braided, light khaki
Gloves, brown, cape (Note 3)
Sam Browne (with Frog)
Sword and scabbard, leather, brown (Note 3)
Lanyard, blue (officers' pattern)
Socks, black (Note 4)
Boots (officers' pattern)

(2) **WO1s & Appointed Ranks**

Warrant Officer (Class 1)	Bandmaster	Drum Major	Bugle Major
Cap (officers' pattern)	Cap (Note 5)	Cap (Note 5)	Cap (Note 5)
Lovat suite (jacket and trouser) (Note 2)	Lovat suite (jacket and trouser) (Note 2)	Lovat suite (jacket and trouser) (Note 2)	Lovat suite (jacket and trouser) (Note 2)
Braces	Braces	Braces	Braces
Shirt, stone, long sleeved	Shirt, stone, long sleeved	Shirt, stone, long sleeved	Shirt, stone, long sleeved
Tie, braided, light khaki	Tie, worsted, drab	Tie, worsted, drab	Tie, worsted, drab
Gloves, brown, cape (Note 3)	Gloves, brown, cape (Note 3)	Gloves, brown, cape (Note 3)	Gloves, brown, cape (Note 3)
Sam Browne (with Frog)	Sword belt, brown	Sword belt, brown	Sword belt, brown
Sword and scabbard, leather, brown (Note 3)	Sword straps (1 short, 1 long – brown)	Sword straps (1 short, 1 long – brown)	Sword straps (1 short, 1 long – brown)
Lanyard, blue (officers' pattern)	Sash, worsted, scarlet	Sash, worsted, scarlet	Sash, worsted, scarlet
Socks, black (Note 4)	Sword and scabbard, leather, brown (Note 3)	Sword and scabbard, leather, brown (Note 3)	Sword and scabbard, leather, brown (Note 3)
Boots (officers' pattern)	Socks, black	Socks, black	Dress cords, silk
	George boots	George boots	Socks, black
			George boots

(3) **Other Ranks**

Band SNCO	SNCO Bugler
Cap (Note 5)	Cap (Note 5)
Lovat suite (jacket and trouser) (Note 2)	Lovat suite (jacket and trouser) (Note 2)
Braces	Braces
Shirt, stone, long sleeved	Shirt, stone, long sleeved
Tie, worsted, drab	Tie, worsted, drab
Gloves, white (Note 3)	Gloves, white (Note 3)
Locket union (gold plated)	Locket union (gold plated)
Belt, white (plastic)	Belt, white (plastic)
Sash, worsted, scarlet	Sash, worsted, scarlet
Socks, black	Dress cords, worsted
George boots	Socks, black
	George boots

c. **Decorations/Medals**

- (1) Up to 2 stars of orders.
- (2) 1 neck decoration.
- (3) Medals.

**Notes:**

1. No. 1B Dress is only to be worn by Directors of Music, Bandmasters, Drum Majors, Bugle Majors (Dress cords to be worn), HQBSRM SNCOs, Volunteer Band Instructors and designated RMBS personnel with authority from SO2 Band.
2. Prince's badge to be worn by all ranks in receipt of the award. All Musicians and Buglers serving in Portsmouth Band (including the Director of Music, Bandmaster and (Corps) Drum Major) to wear the "Royal Band" flash. Bronze letters "RM" and collar badges to be worn.
3. Swords are carried on parade or when ordered. Gloves are normally worn on parade and in winter but may be omitted in summer if ordered.
4. Lovat coloured socks may be worn - purchased at own expense.
5. WO2 Bandmasters, (Corps) Drum Majors and all Musicians serving in Portsmouth and CTCRM Bands are to wear the appropriate cap badges with royal cyphers (not Buglers).

d. Images

Fig 40G-8a. Bugle Major



9. 1C Dress - Lovat Undress

- a. **Occasions for Wear.** Occasions of duty or minor ceremonial ([Note 1](#)).
- b. **Description**

(1) Officers

Director of Music
Cap (officers' pattern)
Lovat suit (jacket and trouser) (Note 2)
Braces
Shirt, stone, long sleeved
Tie, braided, light khaki
Belt, cloth, lovat
Lanyard, blue (officers' pattern)
Socks, black (Note 3)
Shoes (officers' pattern)

(2) WO1s & Appointed Ranks

Warrant Officer (Class 1)	Bandmaster	Drum Major	Bugle Major
Cap (officers' pattern)	Cap (Note 4)	Cap (Note 4)	Cap (Note 4)
Lovat suite (jacket and trouser) (Note 2)	Lovat suite (jacket and trouser) (Note 2)	Lovat suite (jacket and trouser) (Note 2)	Lovat suite (jacket and trouser) (Note 2)
Braces	Braces	Braces	Braces
Shirt, stone, long sleeved	Shirt, stone, long sleeved	Shirt, stone, long sleeved	Shirt, stone, long sleeved
Tie, braided, light khaki	Tie, worsted, drab	Tie, worsted, drab	Tie, worsted, drab
Belt, cloth, lovat	Belt, cloth, lovat	Belt, cloth, lovat	Belt, cloth, lovat
Lanyard, blue (officers' pattern)	Sash, worsted, scarlet	Sash, worsted, scarlet	Sash, worsted, scarlet
Socks, black (Note 3)	Socks, black	Socks, black	Dress cords, silk
Shoes (officers' pattern)	George boots	George boots	Socks, black
			George boots

(3) **Other Ranks**

Band SNCO	SNCO Bugler
Cap (Note 4)	Cap (Note 4)
Lovat suite (jacket and trouser) (Note 2)	Lovat suite (jacket and trouser) (Note 2)
Braces	Braces
Shirt, stone, long sleeved	Shirt, stone, long sleeved
Tie, worsted, drab	Tie, worsted, drab
Belt, cloth, lovat	Belt, cloth, lovat
Sash, worsted, scarlet	Sash, worsted, scarlet
Socks, black	Dress cords, worsted
George boots	Socks, black
	George boots

c. **Decorations/Medals: Medal Ribbons ([Note 5](#))**

- (1) Up to 2 stars of orders.
- (2) 1 neck decoration.
- (3) Medal ribbons.

**Notes:**

1. No. 1C Dress is only to be worn by Directors of Music, Bandmasters, Drum Majors, Bugle Majors (Dress cords to be worn), HQBSRM SNCOs, Volunteer Band Instructors and designated RMBS personnel with authority from SO2 Band.
2. Prince's badge to be worn by all ranks in receipt of the award. All Musicians and Buglers serving in Portsmouth Band (including the Director of Music, Bandmaster and (Corps) Drum Major) to wear the "Royal Band" flash. Bronze letters "RM" and collar badges to be worn.
3. Lovat coloured socks may be worn - purchased at own expense.
4. WO2 Bandmasters, (Corps) Drum Majors and all Musicians serving in Portsmouth and CTCRM Bands are to wear the appropriate cap badges with royal cyphers (not Buglers).
5. Medal Order: Medals may be worn for certain occasions eg. media events if ordered by the relevant senior officer.

Fig 40G-9a. Band Colour Sergeant - Female



10. 2A Dress - Formal Evening Dress “Mess Dress”**a. Occasions for Wear:**

- (1) Official or public balls, dinners and evening receptions of a formal nature.
- (2) Full ceremonial evening events ([Note 1](#)).

b. Description**(1) Officers**

Directors of Music
Cap/Side hat (Note 2)
Mess jacket, scarlet (Note 3)
Mess waistcoat, blue
Shirt, Marcella, white
Bow tie, black
Mess trousers, blue (thick stripe) (Note 4)
Socks, black
Wellington boots (Note 4)

(2) WOs & SNCOs

WOs & SNCOs (Males)	WOs & SNCOs (Females)
Cap (Note 5)	Cap (Note 5)
Mess jacket, scarlet (Note 3)	Mess jacket, scarlet (Note 3)
Mess waistcoat, blue	Cummerbund, black
Shirt, Marcella, white	Shirt, Marcella, white
Bow tie, black	Bow tie, black
Mess trousers, blue (thick or thin stripe)	Mess skirt, blue (Note 7)
Socks, black	Tights, black
Shoes, black (Note 6)	Shoes, court, black (Note 8)

(3) JNCOs, Musicians & Buglers

JNCOs, Musicians & Buglers
Cap (Note 4)
Tunic, No 1 Blues (Note 9)
T-shirt
Trousers, blue (thick or thin stripe)

BRd 3(1)

Braces
Cloth belt
Dress cords, worsted (Buglers only)
Socks, black
Shoes, black (Note 10)

c. Decorations/Medals

- (1) Broad riband.
- (2) Up to 4 stars of orders.
- (3) One neck decoration.
- (4) Miniature medals.

Notes:

1. *Civilian equivalent is White Tie evening dress with medals and decorations as above.*
2. *Side hat is an optional alternative for officers.*
3. *Prince's badge to be worn by all ranks in receipt of the award. All Musicians and Buglers serving in Portsmouth Band (including the Director of Music, Bandmaster and (Corps) Drum Major) may wear the "Royal Band" flash at their discretion.*
4. *Principal Director of Music and any other RMBS officers of Lt Col rank to wear overalls and spurs.*
5. *WO2 Bandmasters, (Corps) Drum Majors and all Musicians serving in Portsmouth and CTCRM Bands are to wear the appropriate cap badges with royal cyphers (not WO1s or Buglers).*
6. *Patent leather shoes may only be worn by male RMBS personnel when attending Mess functions. Not to be purchased at Crown expense.*
7. *Female Mess Undress skirt hem to be 5 cm from the floor - 'black' tights to be worn.*
8. *Patent leather court shoes may only be worn by female RMBS personnel when attending Mess functions. Not to be purchased at Crown expense.*
9. *All Musicians and Buglers serving in Portsmouth Band to wear the "Royal Band" flash. Prince's badge to be worn by all ranks in receipt of the award.*
10. *Females may wear 'Gibson' shoes or male equivalent shoes at their own discretion.*



d. Images

Fig 40G-10a. Male



Fig 40G-10b. Female



11. 2B Dress - Semi-Formal Evening Dress “Mess Undress”

I

a. Occasions For Wear

- (1) Dinner when 2A dress is not appropriate ([Note 1](#)).
- (2) Evening dances and entertainments ([Note 2](#)).

b. Description

- (1) **Officers.** As for No. 2A Mess except that Officers of Lt Col rank do not wear overalls or spurs but wear blue mess trousers instead ([Note 2](#)).
- (2) **WOs, NCOS, Musicians and Buglers.** As for No. 2A Mess Dress.

c. Decorations/Medals

- (1) Up to 2 stars of orders.
- (2) One neck decoration.
- (3) Miniature medals.



Notes:

1. *Civilian equivalent is black tie with medals and decorations as above.*
2. *Kilt with accoutrements may, optionally, be worn by male personnel in place of blue mess trousers, black socks and shoes.*
3. *Overalls and spurs for entitled Officers are optional.*

12. 2C (Band) Dress - Informal Evening Dress “Red Sea Rig”

a. **Occasions for Wear.** As an alternative to No. 1AS Dress when performing on band engagements (temperate or tropical climates) where guests are wearing No. 2B Mess Undress, No. 2C Red Sea Rig or civilian dress if authorised by the Mess President ([Note 7](#)).

b. **Description**

(1) **Directors of Music & Warrant Officers** ([Note 1](#)):


Directors of Music & Warrant Officers
Shirt, short sleeved, white (Note 4)
Shoulder Straps, white with anodised Letters ‘RM’ and badges of rank
Cummerbund, red
Mess trousers, blue (thick or thin stripe)
Socks, black
Shoes, black (Note 2)
Cap (Note 6)

(2) **Other Ranks**

Other Ranks (Note 3)
Shirt, short sleeved, white (Note 4)
Slides, shoulder strap, white (for letters “RM”)
Brassard, rank, white (Note 5)
Cummerbund, red
Blue trousers
Socks, black
Shoes, black (Note 2)
Cap (Note 6)

c. **Decorations/Medals.** None.

Notes:

- 
1. *Directors of Music and Warrant Officers may wear Mess Undress if appropriate.*
 2. *Patent leather shoes are not to be worn.*
 3. *SNCOs may wear No. 2C Dress in place of Mess Dress if performing as part of the ensemble at the discretion of the Director of Music.*
 4. *Prince's badge to be worn by all ranks in receipt of the award (attached by Velcro).*
 5. *Gold on red rank badges on white brassards to be worn (as appropriate). All Musicians and Buglers serving in Portsmouth Band to wear the "Royal Band" flash. Buglers do not wear the Drum badge.*
 6. *Cap worn outdoors except when performing in an ensemble.*
 7. *Refer to [Annex 40A](#) regarding wearing of "Red Sea Rig" during non-band performance setting.*

d. Images

Fig 40G-12a. NCOs, Musicians & Buglers



Fig 40G-12b. Musicians and Buglers (Portsmouth Band)



13. 3A Dress - Summer General Duty Dress "Half Lovats" (Shirt Sleeve Order)**a. Occasions for Wear**

- (1) Semi formal day rig worn in camp and for day to day duties.
- (2) Worn by RMBS personnel as normal 'Daily Working Dress' in summer.

b. Description

Officers & WO1s	Other Ranks
Cap (officers' pattern)	Cap (Note 6)
Shirt, short sleeved, stone (Note 1)	Shirt, short sleeved, stone (Note 1)
Trousers, Lovat (not from Lovat suit)	Trousers, Lovat (not from Lovat suit)
Letters "RM", bronze (Note 2)	Letters "RM", bronze (Note 2)
Skirt, Lovat (females only)	Skirt, Lovat (females only)
Corps pattern belt (Note 3)	Corps pattern belt (Note 3)
Lanyard (officers' pattern)	Socks, black (Note 4)
Socks, black (Note 4)	Shoes, black (Note 5)
Shoes, black (officers' pattern) (Note 5)	

c. Decorations/Medals. None.



Notes:

1. *Prince's badge to be worn by all ranks in receipt of the award. All Musicians and Buglers serving in Portsmouth Band (including the Director of Music, Bandmaster and (Corps) Drum Major) to wear the "Royal Band" flash. Stone Shirts may be tailored at Crown expense for the following alterations:*
2. *Epaulette holes for letters 'RM'.*
3. *Shorten Shirt and/or Darts and Fitting (females only).*
4. *Worn in shoulder strap. Officers to wear bronze letters "RM" and rank insignia on slides.*
5. *Corps pattern belt to be worn with leather buckle over the left hip and silver buckle adjusted to fit centrally.*
6. *Females to wear 'barely black' tights with Lovat skirt.*
7. *Females may wear 'Gibson' shoes or male equivalent shoes at their own discretion. Court shoes may only be worn by female RMBS personnel (trained ranks only) with Lovat skirt.*
8. *WO2 Bandmasters, (Corps) Drum Majors and all Musicians serving in Portsmouth and CTCRM Bands are to wear the appropriate cap badges with royal cyphers (Buglers).*

d. Images

Fig 40G-13a. Trousers (Shirt Sleeves)



Fig 40G-13b. Skirt (Shirt Sleeves)



14. 3C Dress - General Duty Dress “Half Lovats” (Jersey Order)**a. Occasions for Wear**

- (1) Semi formal day rig worn in camp and for day to day duties.
- (2) Worn by RMBS personnel as normal ‘Daily Working Dress’ in winter.

b. Description

Officers & WO1s	Other Ranks
Cap (officers’ pattern)	Cap (Note 5)
Shirt, long sleeved, stone	Shirt, long sleeved, stone
Trousers, Lovat (not from Lovat suit)	Trousers, Lovat (not from Lovat suit)
Jersey, woollen, heavy (Note 1)	Jersey, woollen, heavy (Note 1)
Skirt, Lovat (females only)	Skirt, Lovat (females only)
Corps pattern belt (Note 2)	Corps pattern belt (Note 2)
Socks, black (Note 3)	Socks, black (Note 3)
Shoes, black (officers’ pattern) (Note 4)	Shoes, black (Note 4)

c. Decorations/Medals. None.**Notes:**

1. Prince’s badge to be worn by all ranks in receipt of the award. All Musicians and Buglers serving in Portsmouth Band (including the Director of Music, Bandmaster and (Corps) Drum Major) to wear the “Royal Band” flash. All other RMBS personnel to wear “Royal Marines Band Services” flashes.

2. Corps pattern belt to be worn with leather buckle over the left hip and silver buckle adjusted to fit centrally.

3. Females to wear ‘barely black’ tights with Lovat skirt.

4. Females may wear ‘Gibson’ shoes or male equivalent shoes at their own discretion. Court shoes may only be worn by female RMBS personnel (trained ranks only) with Lovat skirt.

5. WO2 Bandmasters, (Corps) Drum Majors and all Musicians serving in Portsmouth and CTCRM Bands are to wear the appropriate cap badges with royal cyphers (Buglers).

6. Raincoat worn when ordered (black on green rank/appointment slides to be worn on shoulder straps. Buglers/percussionists may only wear raincoats tucked in when carrying a Military Side Drum or Tenor Drum.



d. Images

Fig 40G-14a. Trousers (JWH)




Fig 40G-14b. Skirt (JWH)



Fig 40G-14c. Raincoat



15. Maternity Uniform

a. Occasions for Wear

- (1) Maternity uniform is to be worn in place of Half Lovats when required.
- (2) Clothing options to be issued in accordance with Para 3814.

b. Description

Maternity Dress	Maternity Trousers
Cap (Note 1)	Cap (Note 1)
Dress (Note 2)	Shirt, maternity (Note 4)
Tights, 'barely black' or 'nude maternity'	Cardigan, maternity (Note 5)
Shoes, black (Note 3)	Trousers, Lovat (Note 6)
	Socks, black
	Shoes, black (Note 7)

c. Decorations/Medals. None.

Notes:

1. WO2 Bandmasters and all Musicians serving in Portsmouth and CTCRM Bands are to wear the appropriate cap badge with cyphers (not Buglers).
2. Letters "RM" (bronze), rank and Prince's badge (white on khaki) only to be worn on the maternity dress (no shoulder flashes).
3. Gibson or court shoes may be worn.
4. Letters "RM" (bronze), rank and Prince's badge (white on khaki) to be worn on maternity shirts.
5. Rank, Prince's badge (black on green) and "Royal Marines Band Service" shoulder flashes or "Royal Band" flash (red on blue) to be worn on the maternity cardigan.
6. Previously issued Lovat trousers are to be altered to fit with elasticated panel. Replacement trousers to be issued on return to work following pregnancy.
7. Gibson shoes or male equivalent may be worn.



d. Images

Fig 40G-15a. Maternity Dress



Fig 40G-15b. Maternity Trousers (Shirt)




Fig 40G-15c. Maternity Trousers (Cardigan)

